



# Sign & Hardware Catalog

706-498-2063

- Designer Traffic Control
- Multi-panel SLAT signs
- Wayfinding systems
- Interpretive displays
- Sandblasted HDU panels
- Routed HDU & PVC panels
- Banner brackets & posts
- Complete post & panel systems
- Drop-in sign & display systems
- Hanging brackets made to order
- Community reader boards
- Banner frames
- Post bases & finials
- Mailboxes

Buy post material by the foot, components or complete kits  
Large inventory for fast turn-around on stock items

Page 2	Routed PVC / Blasted HDU	Page 25	Post & Panel Frames	Page 48	SLAT TG-23
Page 3	Decorative Traffic Control	Page 26	Post & Panel Frames	Page 49	SLAT TG-Monolithic
Page 4	Decorative Traffic Control	Page 27	Post & Panel Frames	Page 50	SLAT TG-Flag Mount
Page 5	The City Collection	Page 28	EconoPost & Arm	Page 51	SLAT TG-Ornamental Post
Page 6	Street/Stop Combos	Page 29	Easy Change Banner Frame	Page 52	SLAT TG-Design Configs
Page 7	Decorative Traffic Control	Page 30	Rope Frames & Tension Arms	Page 53	SLAT TG-Monument
Page 8	Decorative Traffic Control	Page 31	Banner Poles	Page 54	SLAT TG-Wall Mount
Page 9	Blade Holders	Page 32	Banner & Rigid Panel Arms	Page 55	Retainer Frame (RF)
Page 10	Paddle Blade & Blade Holders	Page 33	Posts With Hanging Brackets	Page 56	Retainer Frame-Options
Page 11	Wayfinding	Page 34	Posts With Hanging Brackets	Page 57	RF23
Page 12	Interpretive Display System	Page 35	Hanging Brackets	Page 58	RF3S
Page 13	Flag Mount & Wall Displays	Page 36	Hanging Brackets	Page 59	RF3R
Page 14	Retainer Frame & Pan Signs	Page 37	Community Reader Boards	Page 60	RF4S
Page 15	City Collection - Designer Series	Page 38	RetainerBox	Page 61	Box Panels - Custom Shape
Page 16	Options	Page 39	Flat Cut Letter/Graphics	Page 62	Box Panels - Custom Shape
Page 17	Architectural Display System	Page 40	Prismatic Cut Letter/Graphics	Page 63	Posts and Bases
Page 18	Architectural Display System-HD	Page 41	Sign Backers	Page 64	Finials
Page 19	Architectural Display System	Page 42	Standard Panel Shapes	Page 65	Accessories
Page 20	Options	Page 43	SLAT Sign System	Page 66	Installation
Page 21	Panel Frames - Introduction	Page 44	SLAT Sign System - Gallery	Page 67	Stock Powder Coat Colors
Page 22	Designer Display System - DP2	Page 45	SLAT-Tongue and Groove (TG)	Page 68	Mailboxes
Page 23	EconoBox	Page 46	SLAT TG-Sizes/Options	Page 69	Gallery
Page 24	Post & Panel Frames	Page 47	SLAT TG-23	Page 70	Gallery

# Routed PVC / Blasted HDU



## PVC

- Available in .5" and 1" thicknesses
- Select a background color using PMS#, then select a PVC sheet color for your routed text.
- Letters can be routed 'Hog-Out' or 'V-Groove'.
- We paint PVC using Matthews Acrylic Polyurethane.
- Use indoor or outdoor, excellent durability.
- Use with our stock post materials to create a unique sign design.

## Sand-Blasted HDU

- High Density Urethane available in 1", 1.5" and 2" thicknesses
- Minimum blast depth is .375" or more for maximum relief
- Precision routed shapes are available using a CNC router
- Choose from raw blasted panel or prime only - OR - completely finished product using high performance paints with semi-gloss finish.
- Custom colors are available.
- Aluminum backer available for additional stability.

"V" Route PVC

"Hog Out" PVC


**Blasted HDU**  
WOOD GRAIN

**BLASTED HDU**  
STANDARD




# Decorative Traffic Control

**500-3-CCB**



**200-CCB**



**300-CCB**



**300-F-FB-9x36**



Units available with 6" or 9" blades  
(Sign Blades Shown are Sold Separately)

- The **200 Series** offers a 3" round aluminum pole with cast aluminum Mediterranean-style base
- The **300 Series** offers a 3" round aluminum pole with cast aluminum Traditional-style base
- The **350 Series** offers a 3" round aluminum pole with cast aluminum bell bottom base
- The **500-3 Mini** offers a 3" round aluminum pole with a Charleston-style cast aluminum base

**200 Series**



**300 Series**





**350 Series**




**500-3**



# Decorative Traffic Control



(Sign Blades Shown are Sold Separately)



- The **400 Series** offers a 4" round aluminum pole with cast aluminum Traditional-style base
- The **500 Series** offers a 4" round aluminum pole with cast aluminum Charleston-style base
- The **400 & 500 Series** offer an optional fluted pole to enhance the overall aesthetic of your designer sign system
- All posts, bases & finials are in stock with a semi gloss black finish
- Custom colors available

# The City Collection

## 300 Victorian w/logo



Shown with 9"x36" extruded blades and optional logo holder

3" Pole

## 200 Retro w/logo



Shown with optional logo holder and gold accents

3" Pole

## 400 Retro w/logo



4" Fluted Pole

[Sign Blades Shown are Sold Separately]

- Blade holders can be used with any of our 3" or 4" round posts and components.
- Choose from Logo Holders or Blade Finials to create your unique design.
- Optional gold accents can be added to define the details of these Blade Holders.
- Blade Holders are designed to hold extruded or flat blades up to .25" thick.

RLP Retro Logo Panel

VLP Victorian Logo Panel



RBH  
Retro Blade Holder



VBH  
Victorian Blade Holder

Available for 3" or 4" Post



Victorian Blade Holder with Pineapple Blade Finial

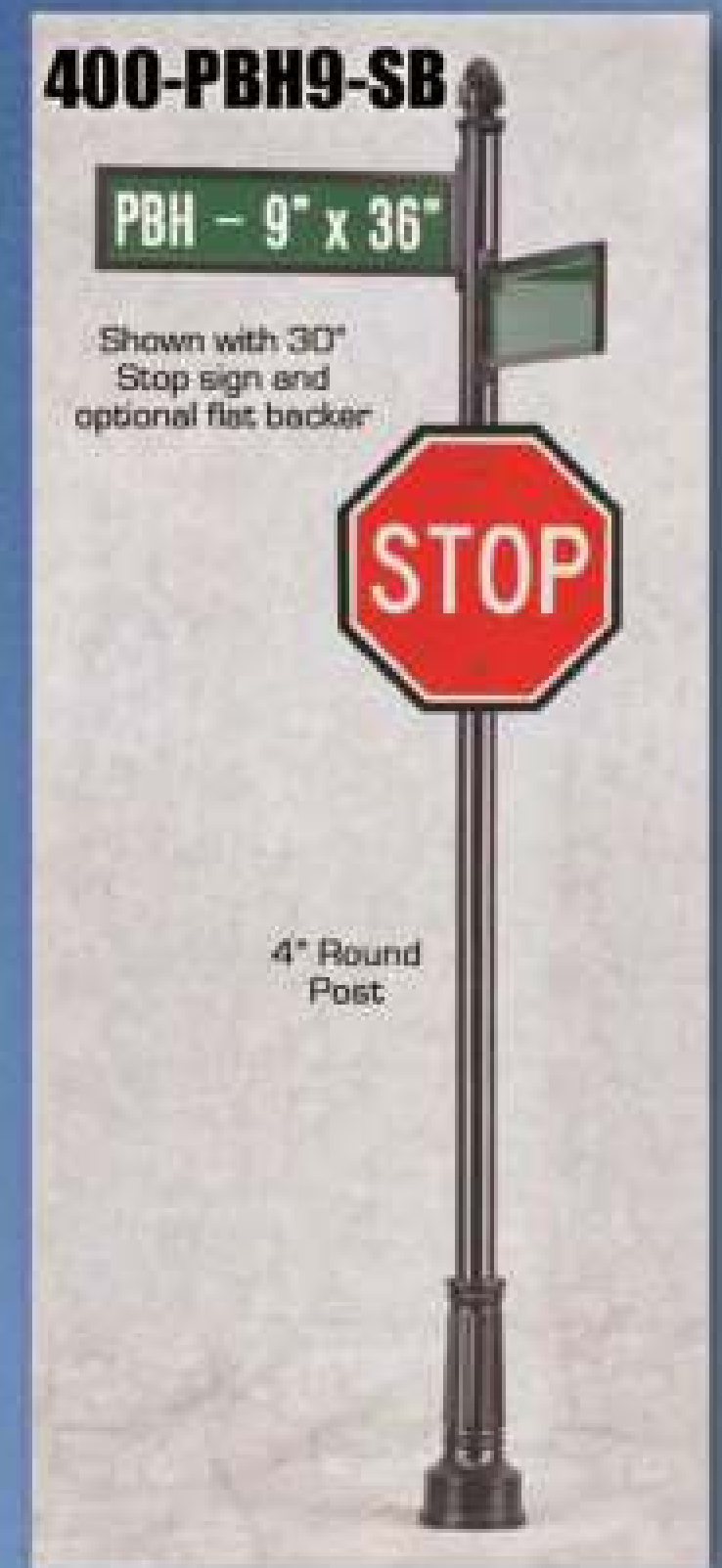
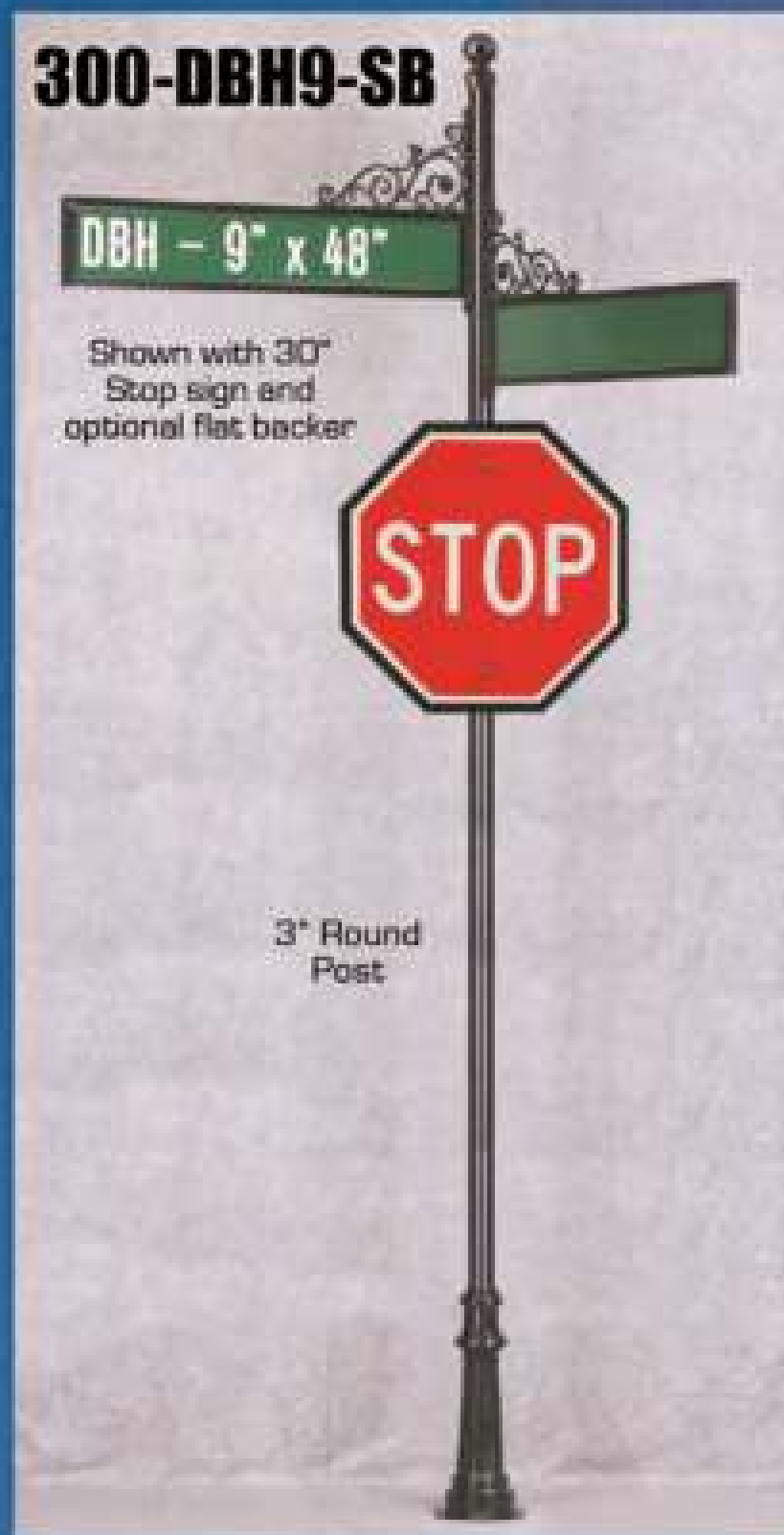


Victorian Blade Holder with Ball Blade Finial



# Decorative Traffic Control - Street / Stop Combos

- Add 24" or 30" stop sign to any of our decorative posts to create your own street stop combo.
- Black border is created by using our sign backers. See page 41 for options
- Optional 3" and 4" fluted poles are available.
- All post and bases are in stock with semi-gloss black finish. Custom colors are available.



(Sign Blades Shown are Sold Separately)

## 300-CCB-SB



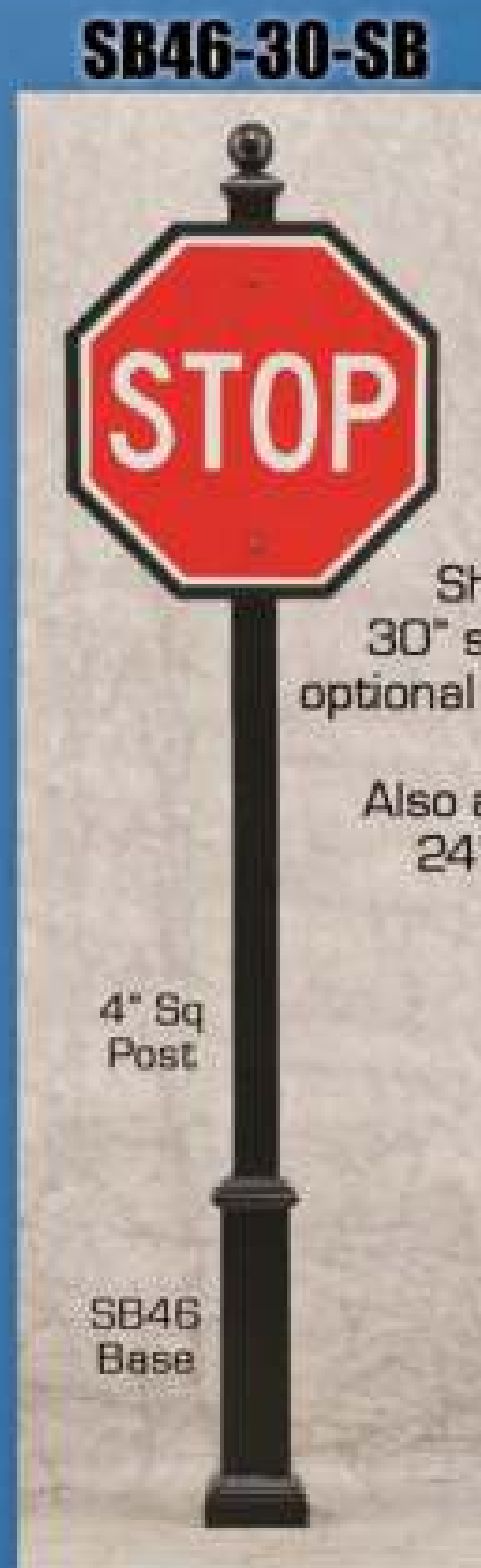
## 200-DBH-9-SB




## 500-PBH9-SB



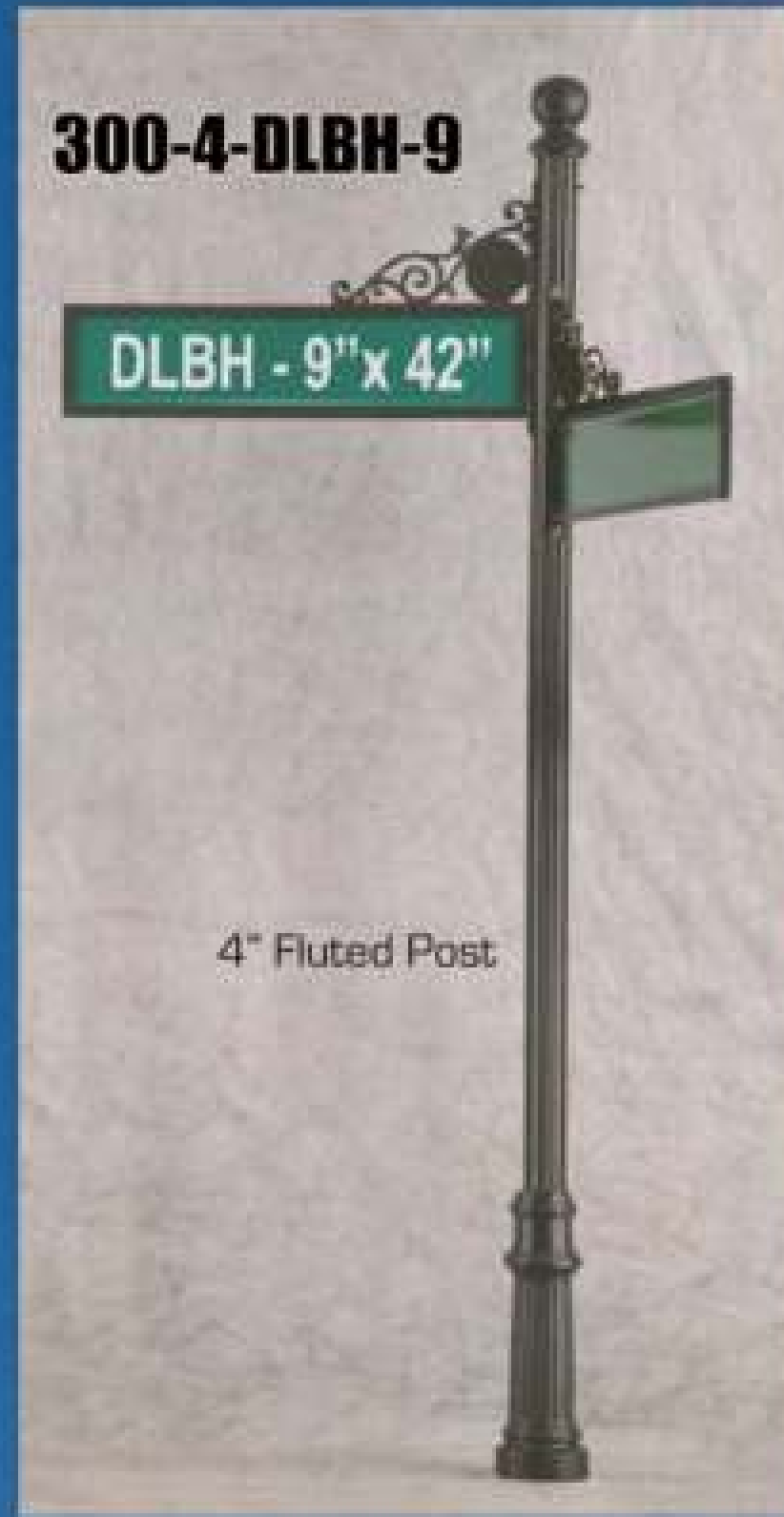

# Decorative Traffic Control





(Sign Blades Shown are Sold Separately)



# Decorative Traffic Control



(Sign Blades Shown are Sold Separately)

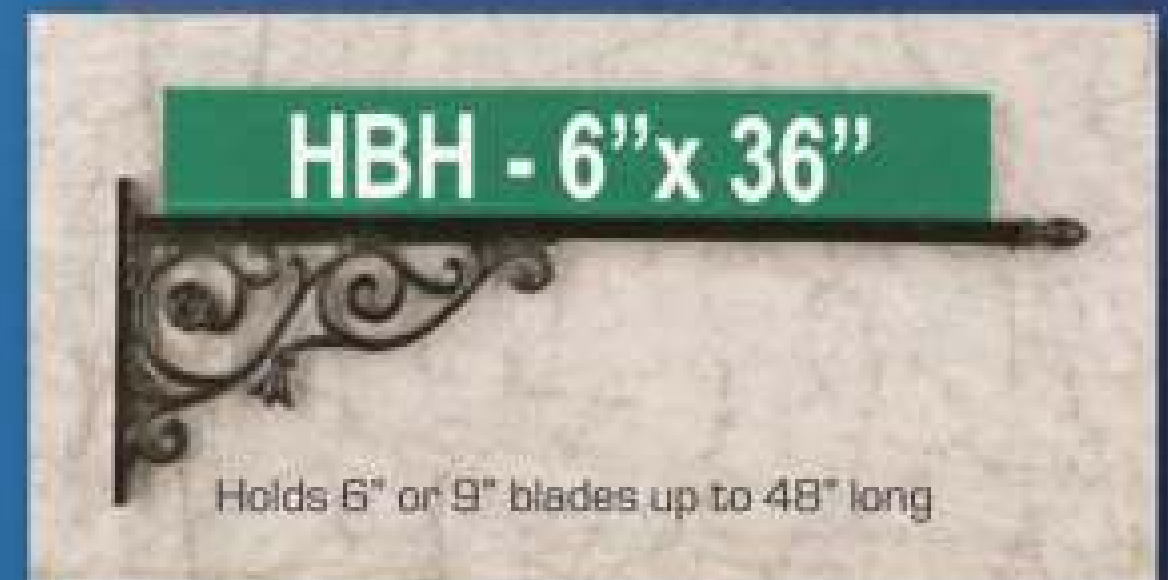




# Blade Holders

- Available in 6" & 9" heights, & lengths from 24" to 48".
- Custom sizes are available.
- Decorative Blade Holders are fabricated out of aluminum and can be built to hold nearly all types of D.O.T. blades.

[Blade styles vary in U.S. from county to county, check your local D.O.T. office for compliancy.]



- We stock 6" & 9" flat H.I.P. reflective blades in white.
- Add overlay for choice of background color.
- Raw blades can be powder coated or painted depending on color selection.

Sign Blades shown sold separately

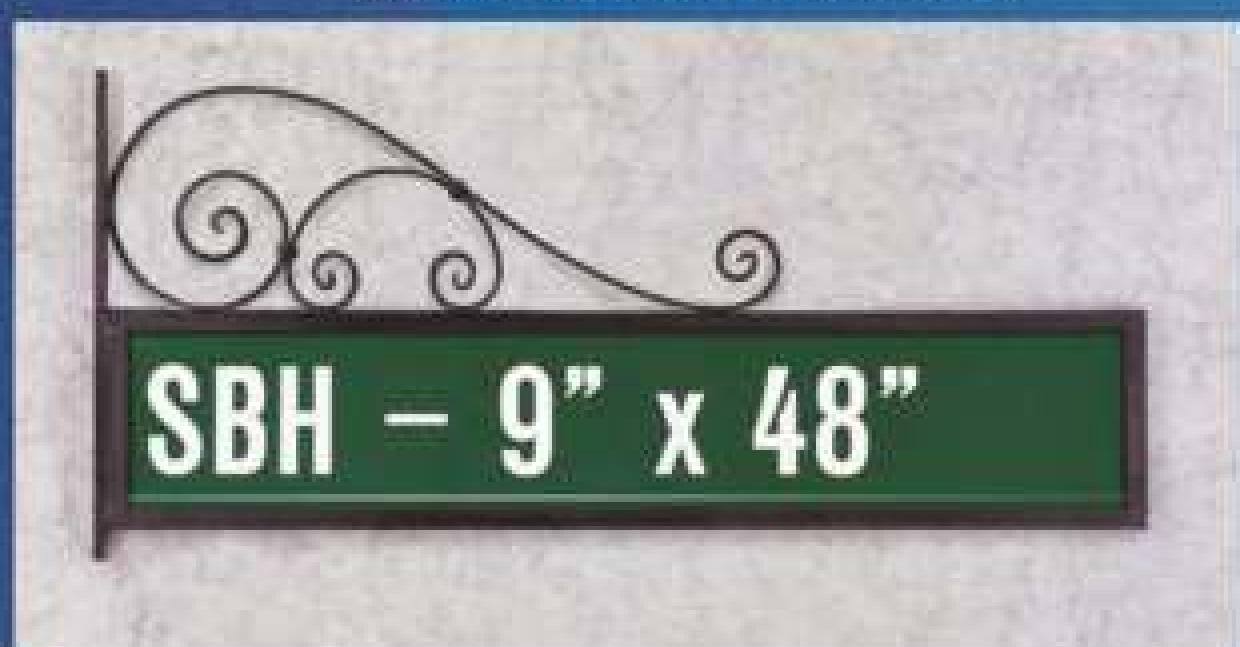
# Blade Holders & Paddle Blades

- Paddle Blades are fabricated using .25" aluminum plate and are precision routed to shape
- Available with channel mounting bracket for thru-bolting to post or with slip-collars for 3" or 4" poles
- Available in 6" or 9" and custom shapes and sizes

## Decorative Logo Blade Holders



## Scroll Blade Holders



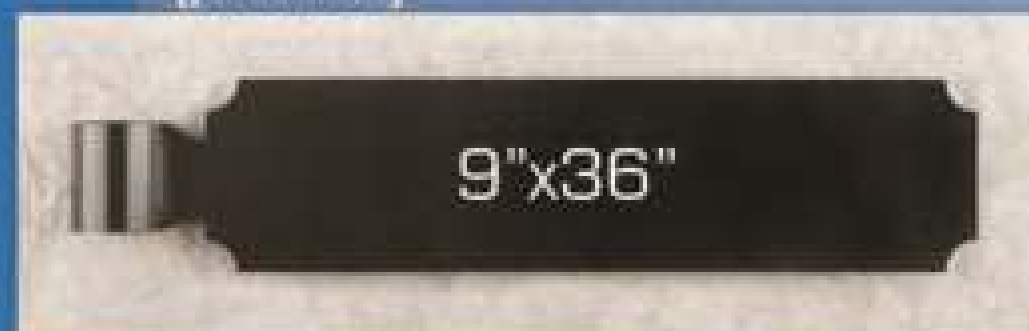
Sign Blades shown sold separately

## Paddle Blades

**PBS-RLB1-9** **PBS-RLB1-6**  
[pictured]



**PBS-RB1-9** **PBS-RB1-6**  
[pictured]



## Logo Blades

**PBR-CL1-9**  
[pictured]

**PBR-CL1-6**



**PBR-CB1-9** **PBR-CB1-6**  
[pictured]



**PBR-CL2-9**  
[pictured]

**PBR-CL2-6**



**PBR-CB2-9** **PBR-CB2-6**  
[pictured]



**PBR-CL3-9**  
[pictured]

**PBR-CL3-6**



**PBR-CB3-9** **PBR-CB3-6**  
[pictured]




# Wayfinding


## Paddle Blades

- Paddle Blades are fabricated using .25" aluminum plate, precision routed to shape & welded

Available with slip collar for 3" or 4" round poles.



Or, available with channel bracket for thru bolting to post



**300-SOR-6x30**

**6" x 30"**

- 3" Fluted Post
- 300 Series Base
- 3B finial
- Shape A.1

## Panel Shapes



Standard sizes:

6" x 30"

OR

9" x 36"

[custom sizes available]



**300-4-SOR-9x36**

**9" x 36"**

- 4" Fluted Post
- 300-4 Series Base
- 4DB finial
- Shape C.1

## Stand-Off Rings (SOR)

- Panels are fabricated using the material of your choice up to 1/2" thick, precision routed to shape, using mechanical fasteners (stainless steel hardware) with the SOR bracket



Refer to page 65 for more options



**RS4-WF-6x30**

**FOUNDERS HALL**

**LIBRARY**

- 4" Smooth Post
- RS46 Base
- 4B finial
- Shape F.1



# Interpretive Displays

- Removable retainer adjusts to your panel thickness.
- Works great with PVC panels, Poly-Metal, Plex, etc. up to .5" thick
- Custom sizes are available.



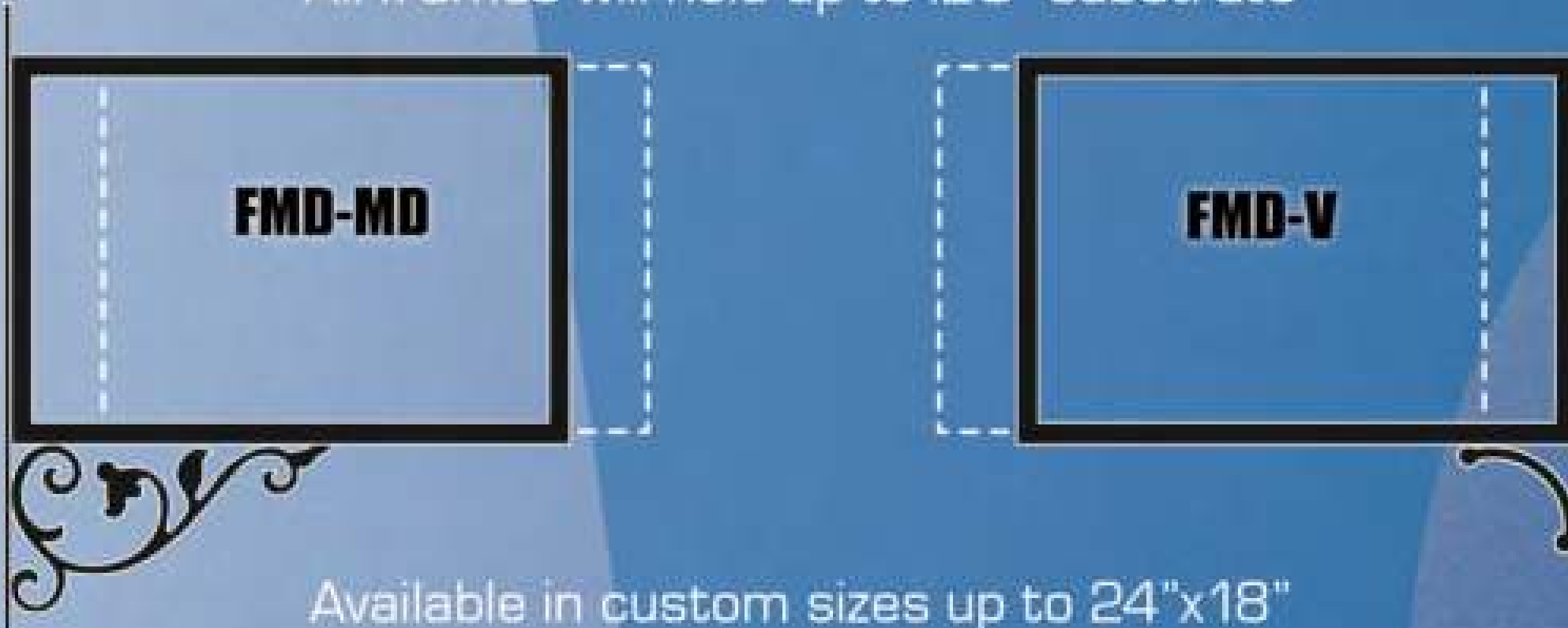
1"x2" removable retainer frame adjusts to panel thickness



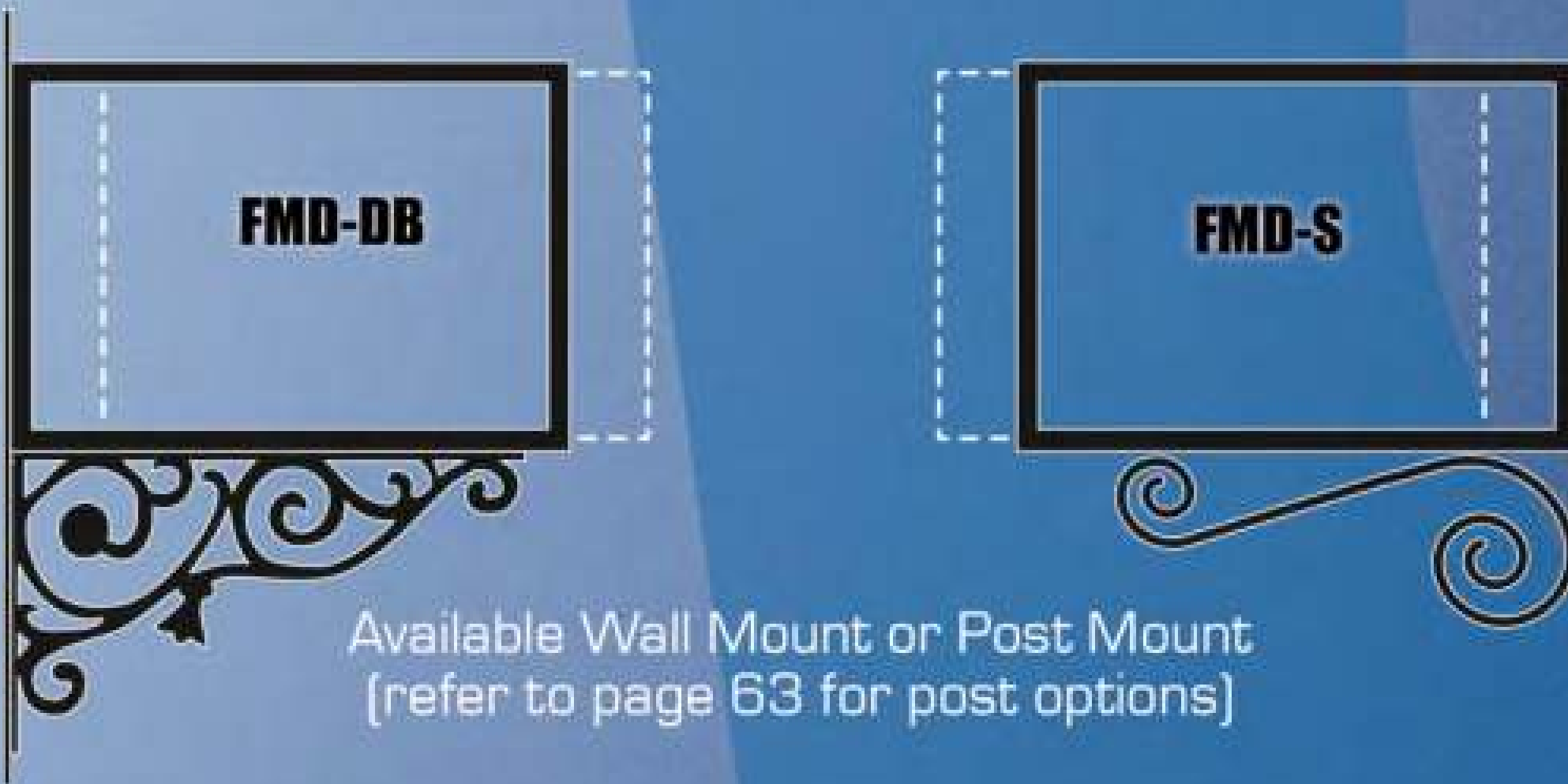
# Flag Mount Displays

**Custom Sizes Available**

All frames will hold up to .25" substrate



Available in custom sizes up to 24"x18"



Available Wall Mount or Post Mount  
(refer to page 63 for post options)



Optional Stabilizer Bar



# Drop In "Wall" Displays

Easy Install On Any Wall




- Works great with PVC panels, Polymetal, Coroplast, Plex, Dry Erase Board, etc up to .25" thick
- Available in a variety of sizes that can be customized for your application

**Custom Sizes Available**




Stock Frame Depths:


2" & 3" with 5/8" fixed retainer  
[holds up to 1/8" face]



4" with 1" removable retainer  
[holds up to 1/8" face]



7" with 1.5" removable retainer  
[holds up to 1/4" face]



- All aluminum with powder-coat finish.  
[Refer to page 67 for stock colors]
- Custom PMS paint colors available  
[additional charge]
- Order with or without sign face for your custom size

## Wall Pans




- Available Depths: 1", 1.5", 2"
- Custom sizes & shapes available
- Add your RTA vinyl or optional Raised Lettering  
[refer to pages 39 & 40]






# City Collection Designer Series

## CDS-18x12-500-3



Shown with optional "V" route PVC panel



- Use freestanding base for interior applications.
- Use freestanding weighted base cover for outdoor use (refer to page 66)
- Order with longer posts for direct bury.
- Available in a variety of sizes that can be customized for your application
- Select post size and style, panel size and shape to create your unique designer sign system
- All aluminum construction with powder coat finish

### Possible Uses Include:

- Building I.D.
- Wayfinding Directional
- Historical Markers

## CDS-36x24-500

- 36"x24"
- 4" round fluted post
- 500-4 Series Base

## CDS-30x24-300-4

- 30"x24"
- 4" round post
- 300-4 Series Base

## CDS-28x22-300

- 28"x22"
- 3" round post
- 300 Series Base

## CDS-24x18-M

- 24"x18"
- 3" round post
- 500-3 Base

## CDS-22x14

- 22"x14"
- 3" round post

## CDS-18x12

- 18"x12"
- 2.375" post

# Options

Choose any configuration



.25" or .375" aluminum in many shapes and sizes

You apply raised graphics panel, RTA vinyl or digital prints (single or double faced)

Stock color is black. Custom colors are available

All aluminum construction with powder-coat finish

Smooth or fluted post available  
2.375", 3", 4" and 5" cut to order by the foot

Slip on base. (See page 63 for more options)  
• 500-3 base

## Installation Options

- Direct bury post for outdoor applications
- Freestanding support base with optional casters
- Bolting plate for concrete slab or floor

Refer to page 66 for other install options

## Standard Panel Shapes




Select Panel Shape, Size And Post Option To Create The "Perfect Fit" For Your Application

# Architectural Display System - Mini

- All drop in frames are available with top load and will hold up to .25" substrate
- Use digital printed panel, dry erase board or two non glare plex inserts with paper prints between them.
- Stock Color Is Black. Custom Colors Are Available.

**ADSM-8.5x11**



**ADSM-11x8.5**



**ADSM-17x11**



All Aluminum construction with powder coat finish

**ADSM-12x18**



**ADSM-18x12**



**ADSM-18x24**



**ADSM-24x18**




.75" Frame

1.375" Round Pole Available as shown or custom cut to order

PVC Floor Plate

## Installation Options

### PVC Floor Plate



### Weighted Base Cover



### Step-and-Spike





# Architectural Display System

- Display permanent message year round
- Temporary panel can be any substrate
- Slide in temporary panel as needed for special event or seasonal message



- Frames are all aluminum with durable powder coat finish
- Available in a variety of sizes that can be customized to fit your application
- Posts can be direct bury or use our freestanding weighted base cover (page 66)
- Posts are available in smooth or fluted



Architectural Display Drop in



Architectural Display Drop in



Shown with Optional 500-3 - Decorative Base and Freestanding Plate



# Architectural Display System

- Drop in frames are available with top load and will hold up to .25" substrate
- Post material is available in smooth or fluted ... refer to pg.63
- Direct bury or use one of our freestanding support bases

Optional Aluminum Header Panels  
(add to any model)



**ADS-22x28**

- Holds 22"x28" panel
- 3" round post

**ADS-28x22**

- Holds 28"x22" panel
- 3" round post
- Shown with optional 500-3 Base

**ADS-24x36**

- Holds 24"x36" panel
- 3" round post
- Shown with optional 300 Series Base

**ADS-24x24**

- Holds 24"x24" panel
- 3" round post
- Shown with logo panel 'A'

**ADS-36x24**

- Holds 36"x24" panel
- 3" round post
- Shown with 500-3 Base
- Post shown as direct bury
- Shown with logo panel 'A'

48" +/-

**ADS-DI-36x24 500-3**

Custom made to order with a variety of options  
(Refer to page 20)



**ADS-24x18**

- Holds 24"x18" panel
- 3" round post
- 500-3 Base

**ADS-18x24**

- Holds 18"x24" panel
- 3" round fluted post

**ADS-14x22**

- Holds 14"x22" panel
- 3" round post

**ADS-22x14**

- Holds 22"x14" panel
- 2.375" post

**ADS-18x12**

- Holds 18"x12" panel
- 2.375" post


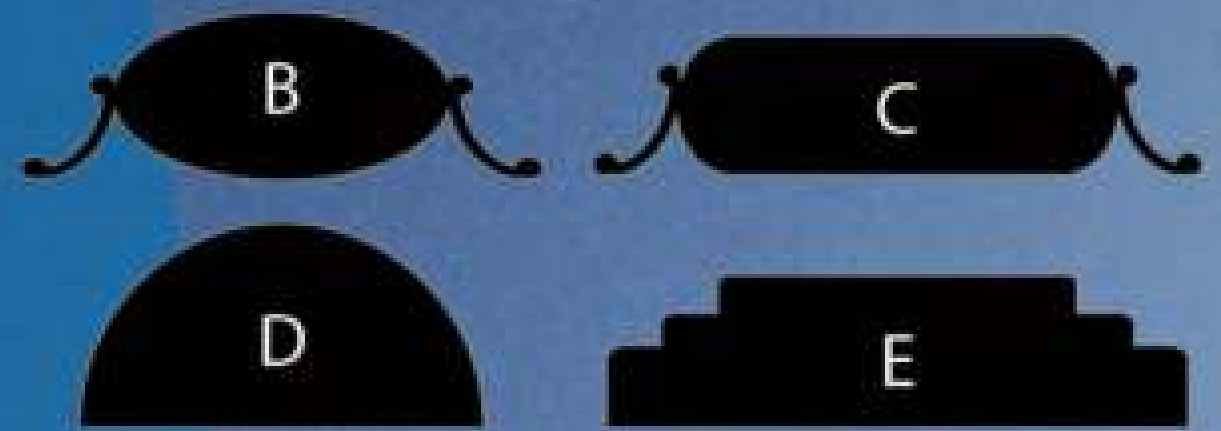
All Models Available for Interior or Exterior Use

# Options

## Standard Sizes

24" x 36"	36" x 24"
22" x 28"	28" x 22"
18" x 24"	24" x 18"
14" x 22"	22" x 14"
12" x 18"	18" x 12"
24" x 24" or	Customer
	Size to Order

## Optional Aluminum Header Panels



Open frame or add backer panel for permanent message. Slide in temporary panel for seasonal message, specials, etc.

Slide in or drop in substrate up to .25" thick.

Use digital printed panel, dry erase board or two non-glare plex inserts with paper prints between them.

.25" Aluminum accent brackets on slip collar

Fluted or smooth posts available in many sizes cut to order by the foot.  
\* Refer to page 63 for post and base options

Stock color is black. Custom colors are available


Slip on base. See page 63 for many choices  
\* Shown with 500-3 Mini base

Direct bury post for outdoor use

## Installation Options

Weighted base cover

Bolting Plate



Choose From Any Of These Options To Create The "Perfect Fit" For Your Application



# Panel Frame Options

There are various methods for displaying a sign panel with posts. This page illustrates some of the accessories which are available to attach a panel to one or more posts.

## 1 Stand Off Rings (SOR)

Single panel mounted to slip-ring brackets



Stand Off Tab available for square posts

## 2 Flange Mount

Single panel with bent flanges between posts.



## 3 Cross Arms

Two panels mounted to 1"x2" or 2"x2" arms with holders screwed to posts



## 4 Slit Post

Single panel inserted into slit posts using PVC blocking.



## 5 Channel / Channel Frame

Single panel between posts using channel to hold sign.



Channel available for panels up to 2" thick

## 6 Architectural - Flush Mount

Aluminum Box skinned on both sides. Use solid aluminum or polymetal.



## 7 Architectural - Retainer Frame

2" Aluminum Box Frame using pair of panels up to 1/8" thick



Refer to page 55 for Retainer Frame options

## 8 Cross Arms Rings (CAR)

Two panels mounted to 1"x2" or 2"x2" arms on slip rings



# Designer Display Systems - DP2

**Custom Sizes Available**

- All frames are top load and will hold up to .25" substrate
- Use digital print panel, dry-erase board or two non-glare plex inserts with paper prints between them
- Standard color is black. Stock and custom colors also available.

## DDS-DP2-72x48

- Holds 72"x48"
- 2"sq posts
- Removable ball finials
- .25" accents

## DDS-DP2-48x36

- Holds 48"x36"
- 2"sq posts
- Removable ball finials
- .25" accents

## DDS-DP2-36x24

- 36"x24"
- 2"sq posts
- Removable ball finials

## DDS-DP2-24x18

- Holds 24"x18"
- 2"sq posts
- Removable ball finials
- .25" accents

- Use freestanding feet for interior/ exterior applications and tent spikes for outdoor use.
- Order long poles for direct bury or with bolting plates for applications on hard surfaces

Interior Freestanding Feet



Interior Applications Only

Sleeve connection with set screw



Exterior Freestanding Feet with Tent Spikes



Adjusts to un-level grade up to 6"

## Posts & Panels

### SP2-12x18-1

- 12"x18"
- 2"sq post
- 2SB finial

### SP3-18x24-1

- 18"x24"
- 3"sq post
- SF3B finial

### SP3-18x24-2

- 18"x24"
- 3"sq post
- SF3D finials

### SP4-24x36-2

- 24"x36"
- 4"sq post
- Ball finials

### SP3-18x12-1

- 18"x12"
- 3"sq post
- SF3B finial
- 1-Flag

### SP4-24x18-1

- 24"x18"
- 4"sq post
- Ball finial
- 1-Flag

Options [pg.21]: #2 or #4 or #5

Options [pg.21]: #2 or #4 or #5

Options [pg.21]: #2 or #4 or #5

Options [pg.21]: #2 or #4 or #5

# EconoBox

**Custom  
Sizes  
Available**

Enclosed 2.25" thick box with 2" square leg(s)  
Legs slide into internal sleeves inside box



**EBS2-12x18**



**EBS2-18x24**



**EBS2-24x24**



**EBS2-36x24-Skirted**




DBB Alum.  
skirt


**EBS2-24x36**




**EBS2-72x36**




**EBS2-84x36**



**EBS2-48x18**



**EBS2-60x24**




**EBS2-48x36**




# EconoBox - 1 Post

**EBS1-12x24**




**EBS1-12x12**



**EBS1-24x24**



**EBS1-36x18**



**EBS1-36x24**



**EBS1-36x18**



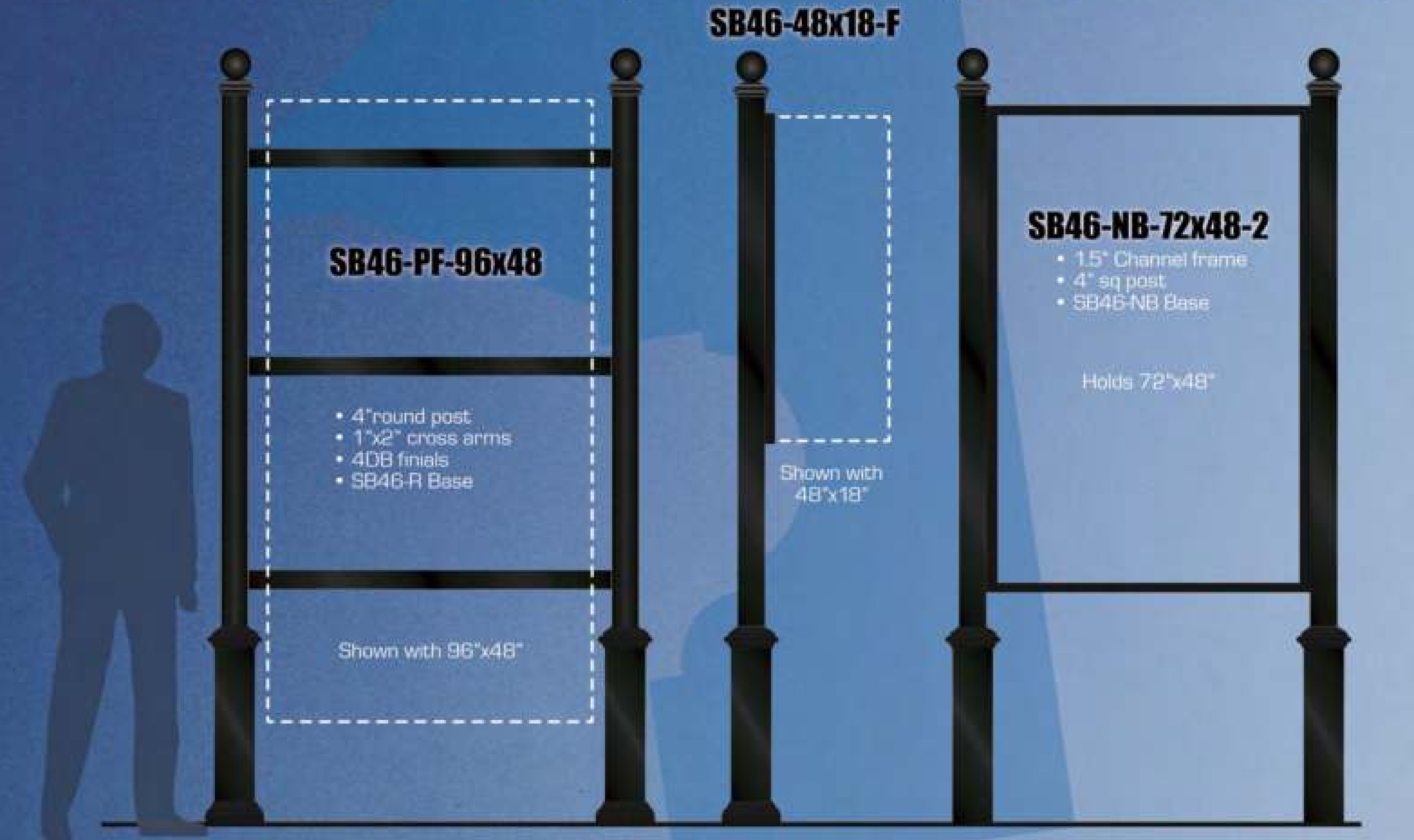


# Posts & Panel Using SB35 & SB46

**Custom  
Sizes  
Available**



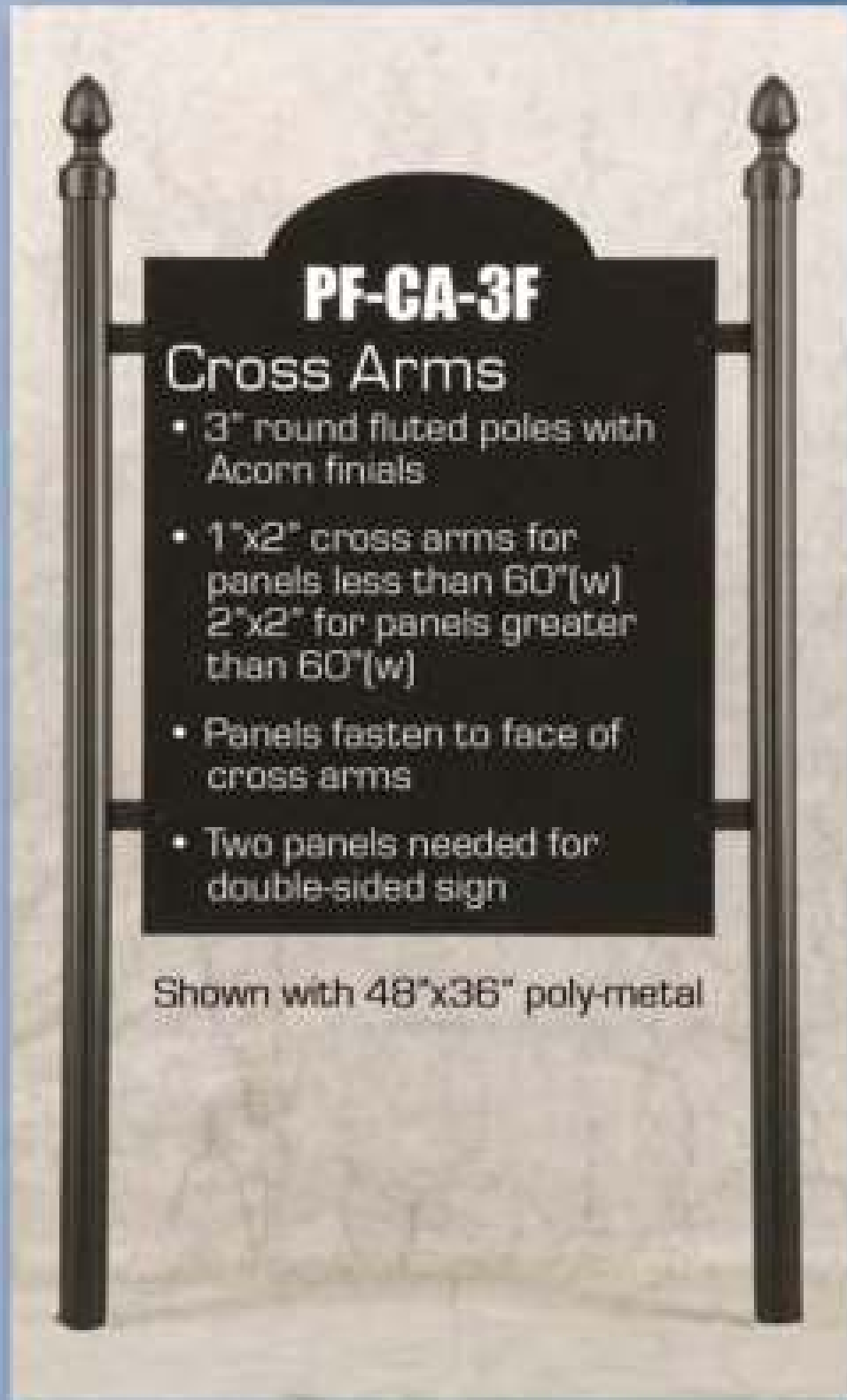
Stock channel frame holds up to .25" panel.  
Wider channel is available for thicker panels - please specify panel thickness when ordering.



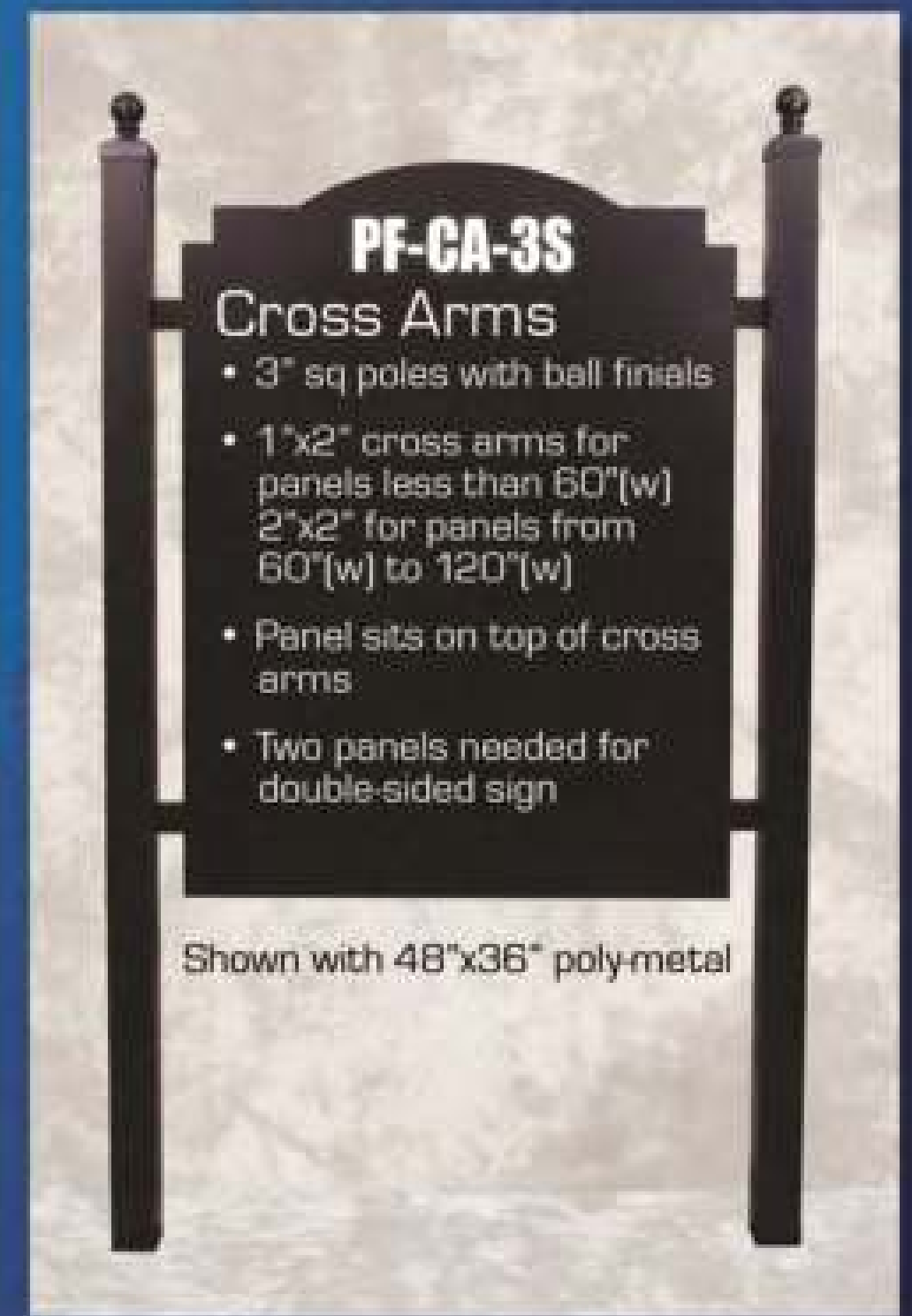
All units available using 3" or 4" round or square posts

# Post & Panel Frames

**Custom  
Sizes  
Available**



All frames can be fabricated using 3", 4" or 5" poles ... refer to page 63 for post options.  
All frames available in single-sided, double-sided or "V" configurations



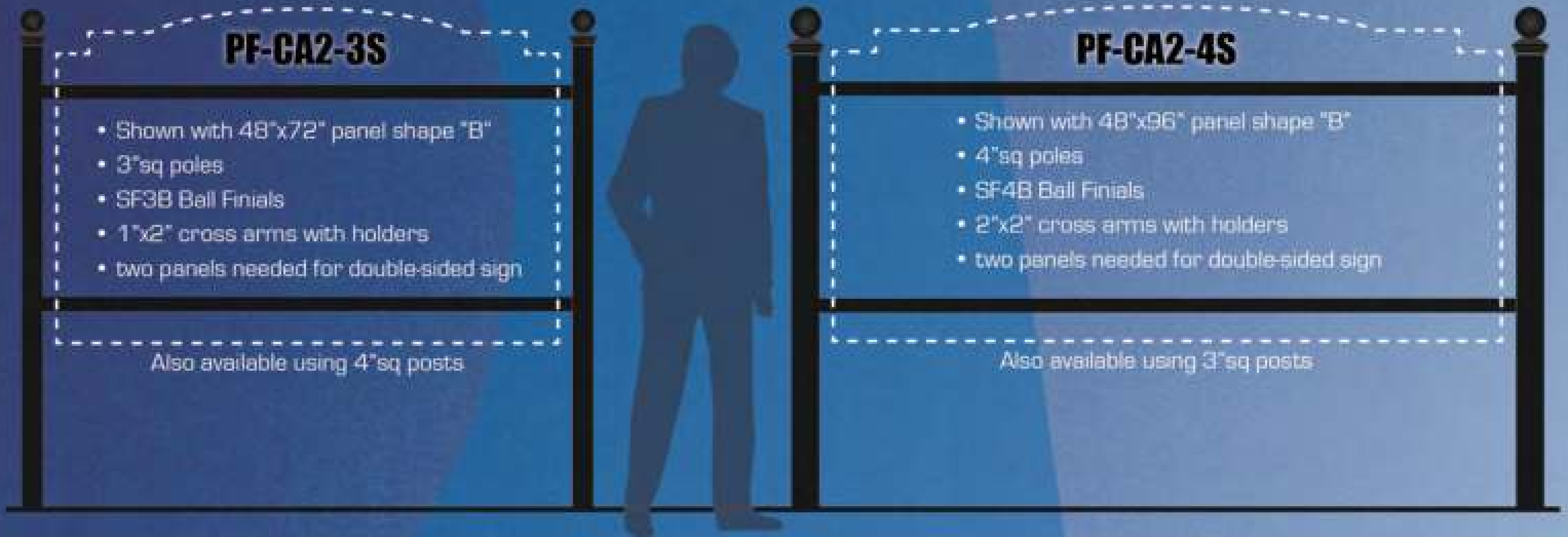
Poles can be cut to length. Add slip-on post bases to any model to create your unique design ... refer to page 63 for base options.

# Post & Panel Frames

**Custom  
Sizes  
Available**

Create your unique Panel Frame

- Select post size and length
- Select post finial (refer to page 64)
- Add optional post base (refer to page 63)
- Select panel mount system (refer to page 25)



Mechanical Cross Arm connection



"V" Style available on all panel frames

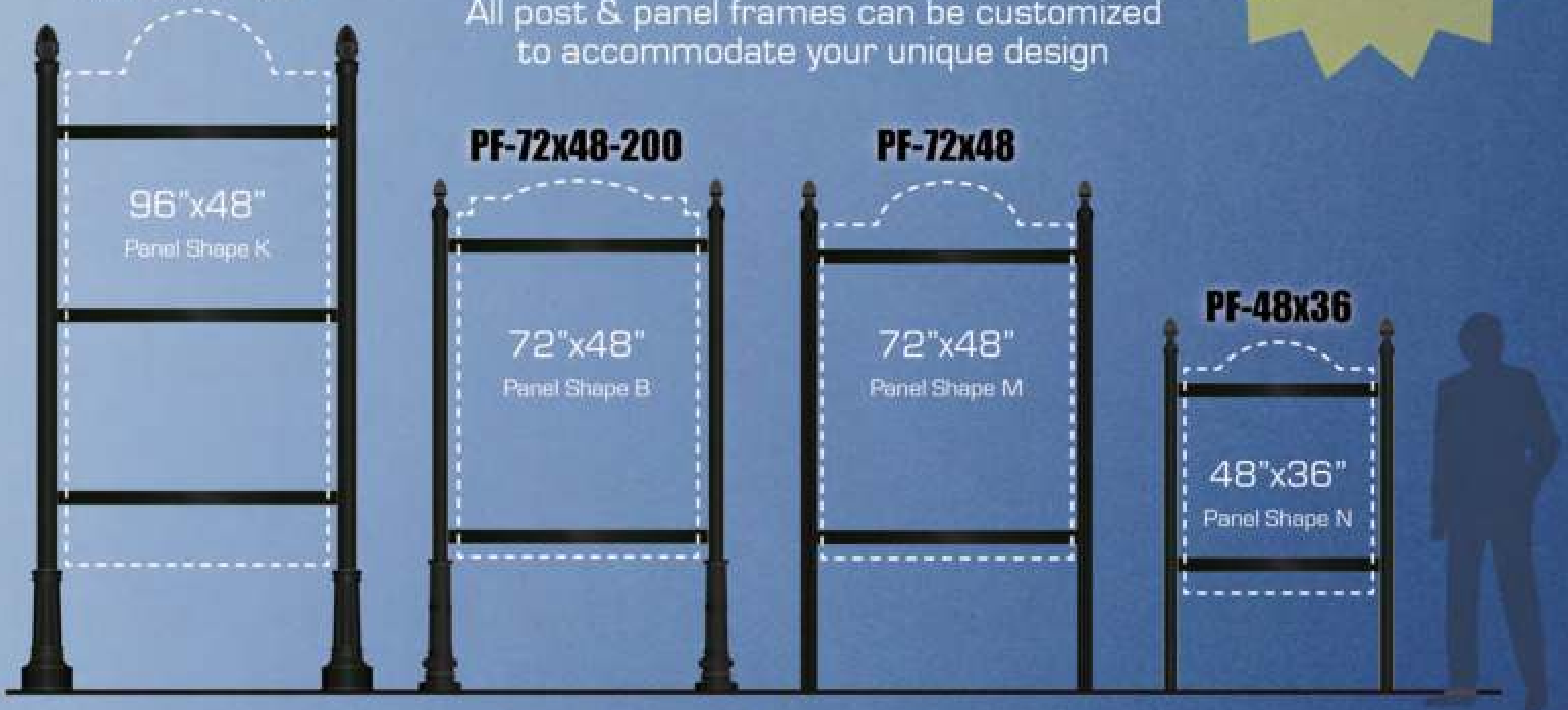


# Post & Panel Frames

**Custom  
Sizes  
Available**

**PF-96x48-400**

All post & panel frames can be customized to accommodate your unique design



Refer to page 25 for panel frame options

**500-48x24**



- 4" Fluted Post
- Deco Pineapple Finial
- 500 Series Base

Panel shape O Holds 48"x24" Panel

**400-36x24**



- 4" Post
- Deco Ball Finial
- 400 Series Base

Panel shape M Holds 36"x24" Panel

**300-24x18**



- 3" Post
- Acorn Finial
- 300 Series Base

Panel shape G Holds 24"x18" Panel

**SFMB-24x18**



Scroll Flag Mount Bracket

**DFMB-18x24**



Deco Flag Mount Bracket

Flag-mount brackets are available in a variety of sizes and shapes

**3-SFMB-24x18**



- 3" Post
- Ball Finial
- 1/8" panel

**DFMB-18x24-500-3**



- 3" Post
- Acorn Finial
- 1/8" panel
- 500-3 Base
- 1/8" panel


# EconoPost & Arm

**Custom  
Sizes  
Available**

## 4" EconoPost & Arm

Arm can hold up to a 42" wide panel

**OSB-3**



**4-PA**

- 4"sq post
- 3"sq arm
- 4BC cap

\* Panel is not included



**4-PA-S**

- 4"sq post
- 3"sq arm
- SF4D finial

• MDB Scroll

\* Panel is not included



**4-PA-S-OSB**

- 4"sq post
- 3"sq arm
- SF4B finial

• Scroll

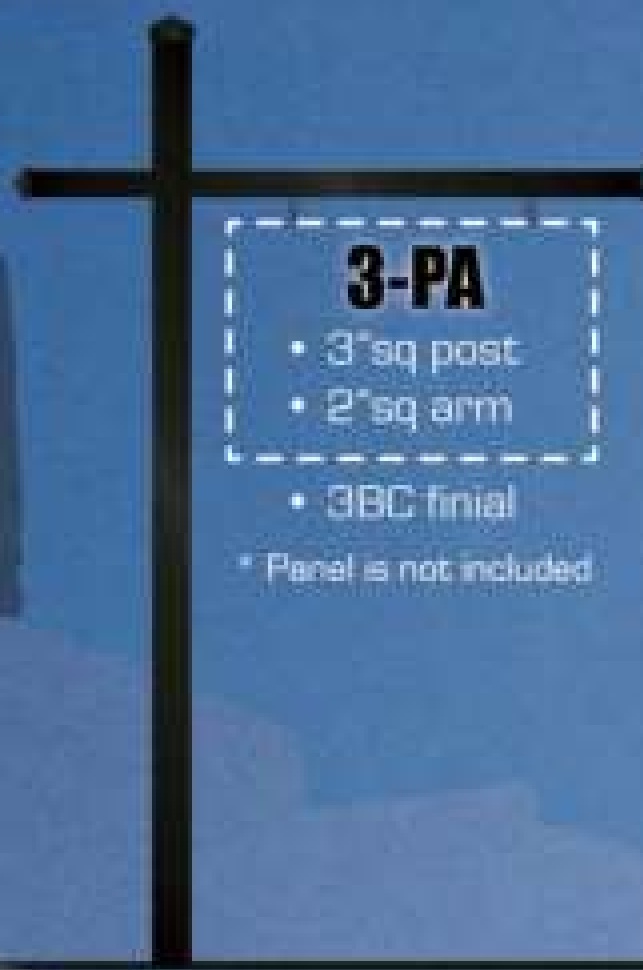
• OSB-4 base

\* Panel is not included

## 3" EconoPost & Arm

Arm can hold up to a 36" wide panel

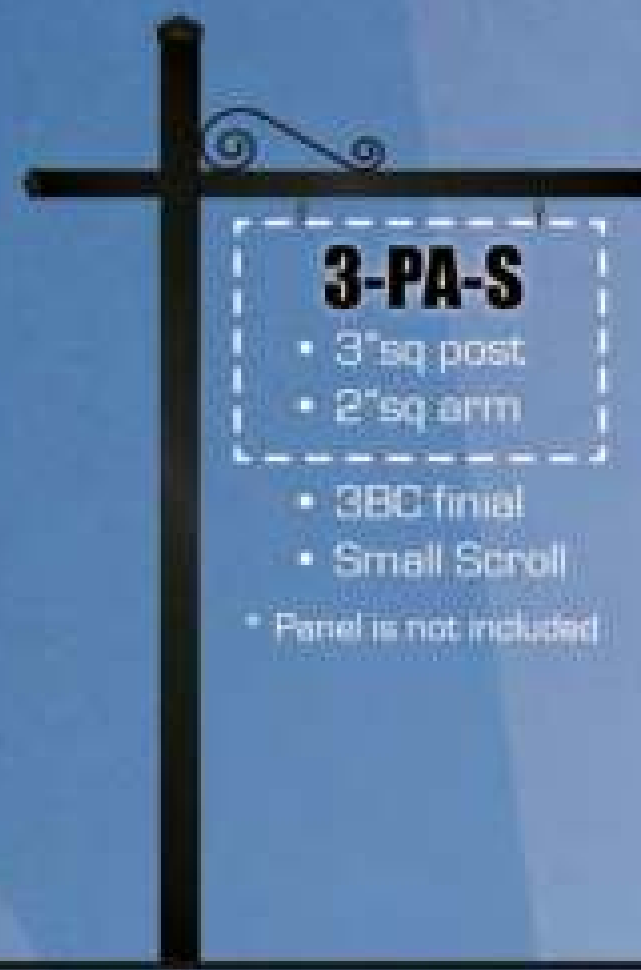
**OSB-3**



**3-PA**

- 3"sq post
- 2"sq arm
- 3BC finial

\* Panel is not included



**3-PA-S**

- 3"sq post
- 2"sq arm

• 3BC finial

• Small Scroll

\* Panel is not included



**3-PA-S-OSB**

- 3"sq post
- 2"sq arm

• 3SB finial

• Small Scroll

• OSB-3 Base

\* Panel is not included

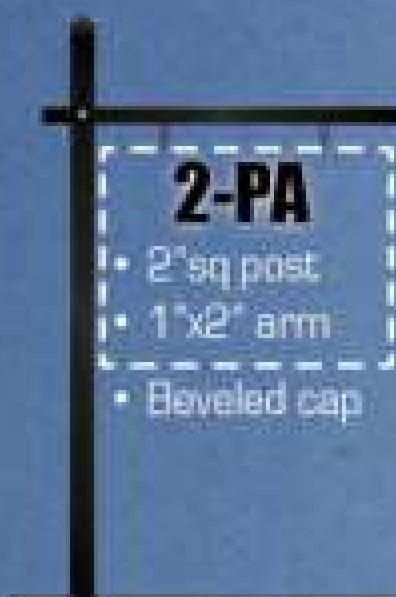
## 2" EconoPost & Arm

Arm can hold up to a 24" wide panel

**Step & Spike**



Optional  
Step & Spike  
install method




**2-PA**

- 2"sq post
- 1"x2" arm
- Beveled cap



**2-PA-S**

- 2"sq post
- 1"x2" arm
- Beveled cap
- Small Scroll



**2-PA-OSB**

- 2"sq post
- 1"x2" arm
- Ball Finial
- Small Scroll
- OSB-2 base



Rider Holder



**2-PA-RH**

Shown with  
optional rider  
holder

- 2"sq post
- 1"x2" arm
- Ball Finial
- Rider
- Step & Spike

# Easy Change Banner Frame

**Heavy-Duty** for banners up to 60"x108" (custom sizes available)

## ECBF-HD

Shown with 48"x96" banner pole pockets top and bottom

- Swap out banners in minutes without using tools
- Keeps banner wrinkle free with bottom tension bar
- Available for banners up to 60"x108"
- 3" aluminum posts with cast aluminum banner arm holders and finials
- 1" galvanized steel banner arm
- Available in black or stock powder coat colors

Available sizes: 36x60, 36x72, 36x96, 48x48, 48x60, 48x72, 48x96, 60x60, 60x72, 60x96, 60x108 ... vertical or horizontal

Also available with security hardware

Choice of finial  
(refer to page 44)



Add Optional 3" Post Base  
(Refer to Page 64)



**Econo Series** for banners up to 48"x96" (custom sizes available)

## ECBF-ES

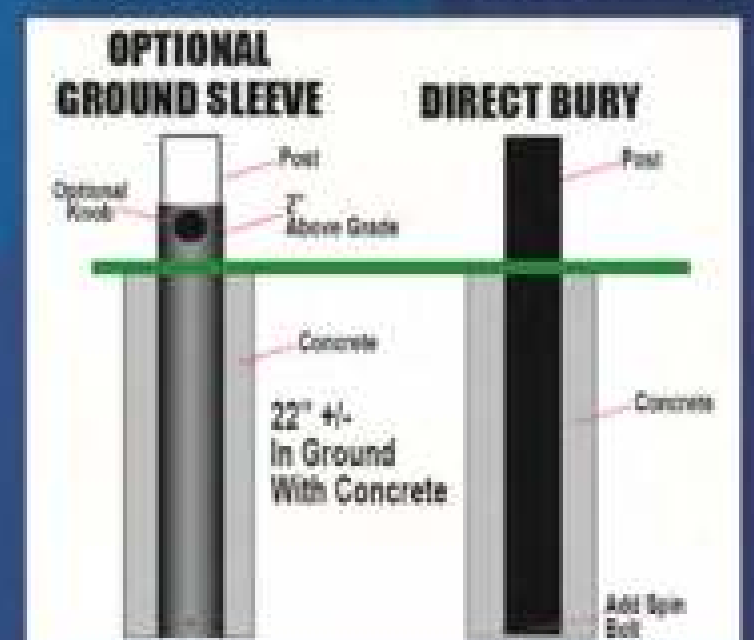
Shown with 48"x96" banner pole pockets top and bottom

- Swap out banners in minutes without using tools
- Keeps banner wrinkle free with bottom tension bar
- Available for banners up to 48"x96"
- 2.375" posts with dome caps
- 1" galvanized steel banner arm


Available sizes: 36x48, 36x72, 36x96, 48x48, 48x60, 48x72, 48x96 ... vertical or horizontal

Also available with security hardware

Optional Ground Sleeve




1 Slide banner arm into pole pocket on top and bottom




2 Place top banner arm into slot



3 Loosen bottom knobs & pull down to put tension on the banner



4 Tighten knobs



5 NO TOOLS!



# Rope Banner Frames

**Custom  
Sizes  
Available**

All rope banner frames are available using any of our stock posts & accessories to create many unique combinations

4" square

**RBF-72x36**

Holds 72"x36" banner



**RBF-36x72**

Holds 36"x72" banner

3" round

# Tension Banner Arms

**Tension banner arm**  
Heavy Duty up to 36" Projection



**TB-HD**

**Tension banner arm**  
Regular up to 24" Projection



**TB-R**

- Tighten bolts on bottom arm to keep banner taut
- Available for wall mount or post mount applications
- Available with projection arms up to 36"
- Custom colors available
- Use with all types of banner materials (pole pockets required)

1" OD banner rod

Tension Nut


1.375" OD Wall bracket rod

1.375" OD banner rod

Tension Nut

2.375" OD Wall bracket rod

**Wall mount curtain banner arm**  
Up to 48" length



**WMCBB**

1.375" OD Wall brackets rod

**WMCBB**



# Banner Poles

## 500-BPDT



- Pair of DBA-SR-4
- Shown with 30"x18" banners



## BP-F



- Pair of SBA-SR-4
- Shown with 30"x18" banner

## DBP



- DBA and PBA
- Shown with 30"x24" banner


- Use our 4" fluted post to create banner poles up to 16ft tall (20ft pole / 4ft direct bury)
- Banner arms are fabricated with slip on collars for ultimate flexibility and tension adjustment.
- Arms are available up to 32" to hold a 30" banner with pole pocket. Ball is removable so banner can slip on with ease.
- Optional decorative post bases and finials are available for all stock post material, refer to pages 63 & 64. Custom colors are available. Mix and match components to create your unique banner pole.

# Banner Arms

## Slip-Ring Banner Arms (shown with 3" slip-collar)



- 1.375" arm & removable ball
- Up to 32" arm for 30" wide banner



Available for 3", 4" or 5" round posts

## Split-Collar Banner Arms (shown with 4" split-collar)

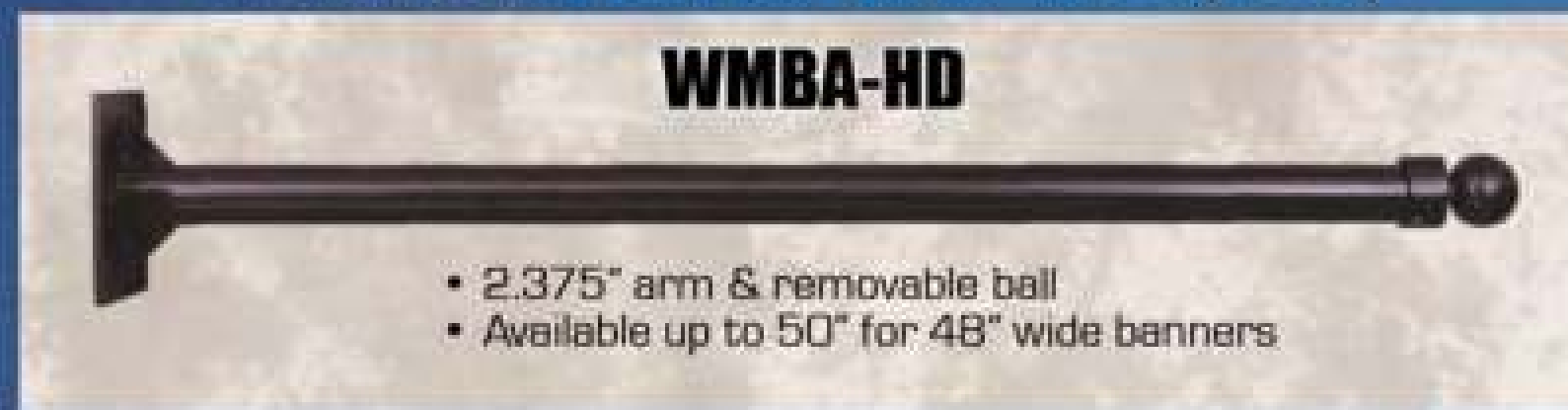


- 1.375" arm & removable ball
- Up to 32" arm for 30" wide banner



Available for 3", or 4" round posts

## Wall Mount Banner Arm - Heavy Duty



## Deco Banner Arm



## Plain Banner Arm



Available for round or square poles. Bolt or strap to round poles or bolt-on (only) to square poles.

## Quick Release Straps



also available with stock powder coat or custom painted


## Wall Mount Banner Arm



- 1.375" arm & removable ball
- Available up to 32" for 30" wide banners

# Rigid Panel Arm

## Deco Logo Rigid Panel Arm



## Double Rigid Panel Arm with slip-ring

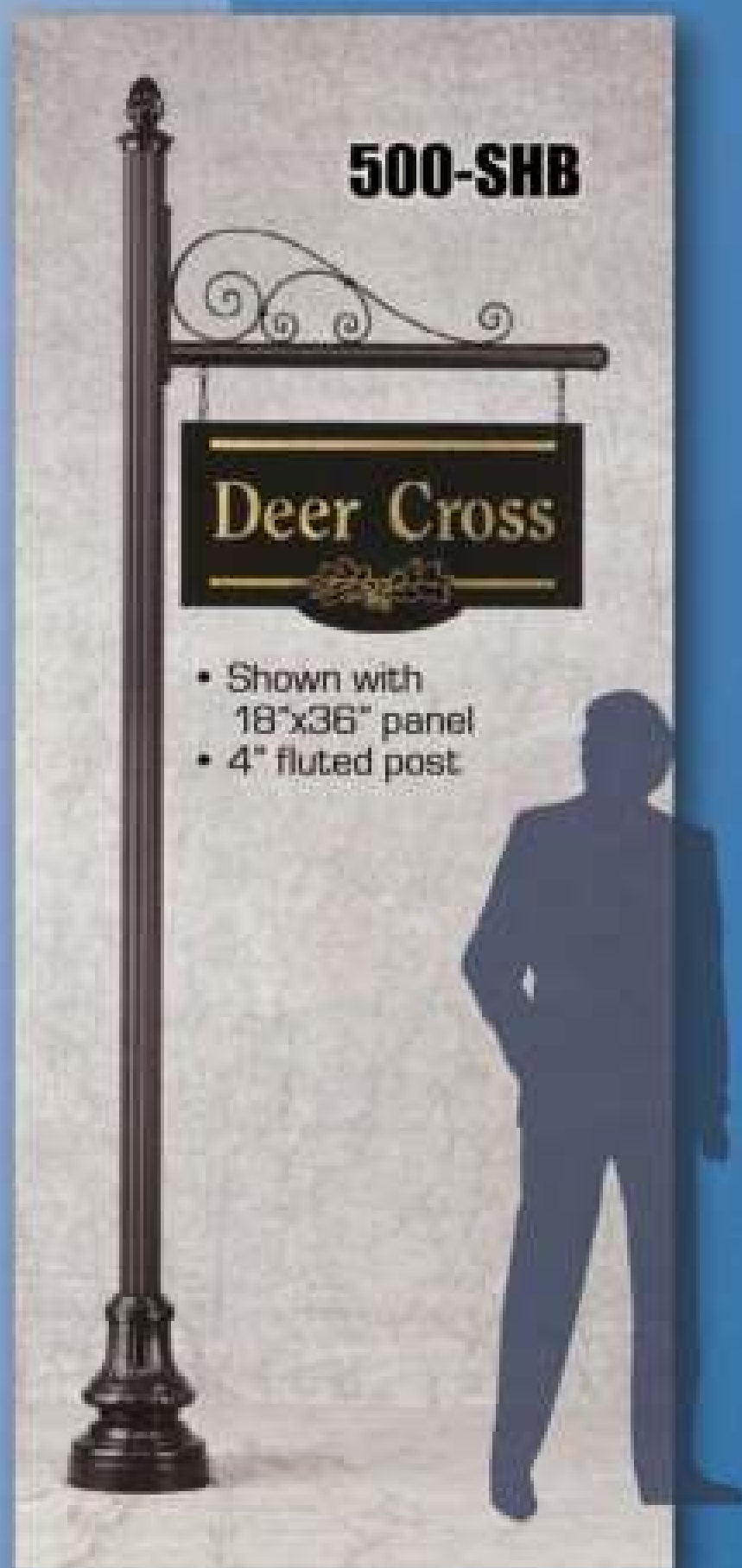


## Rigid Panel Arm



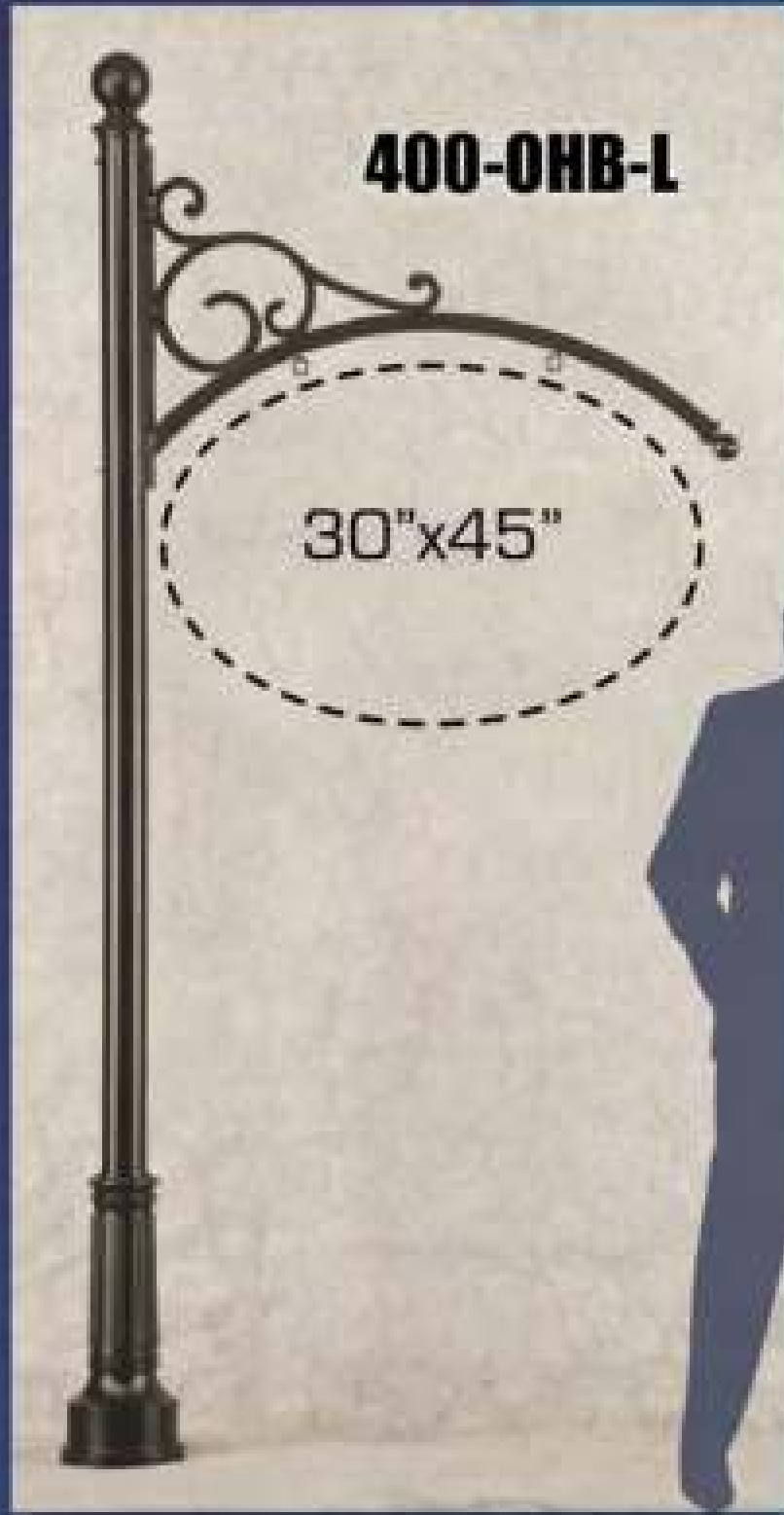


# Decorative Posts with Hanging Brackets



# Decorative Posts with Hanging Brackets

**Custom  
Sizes  
Available**



Mix and match post, bracket and finial to create your unique arm sign



**SB-35-DHB**



**SB46-SAHB**

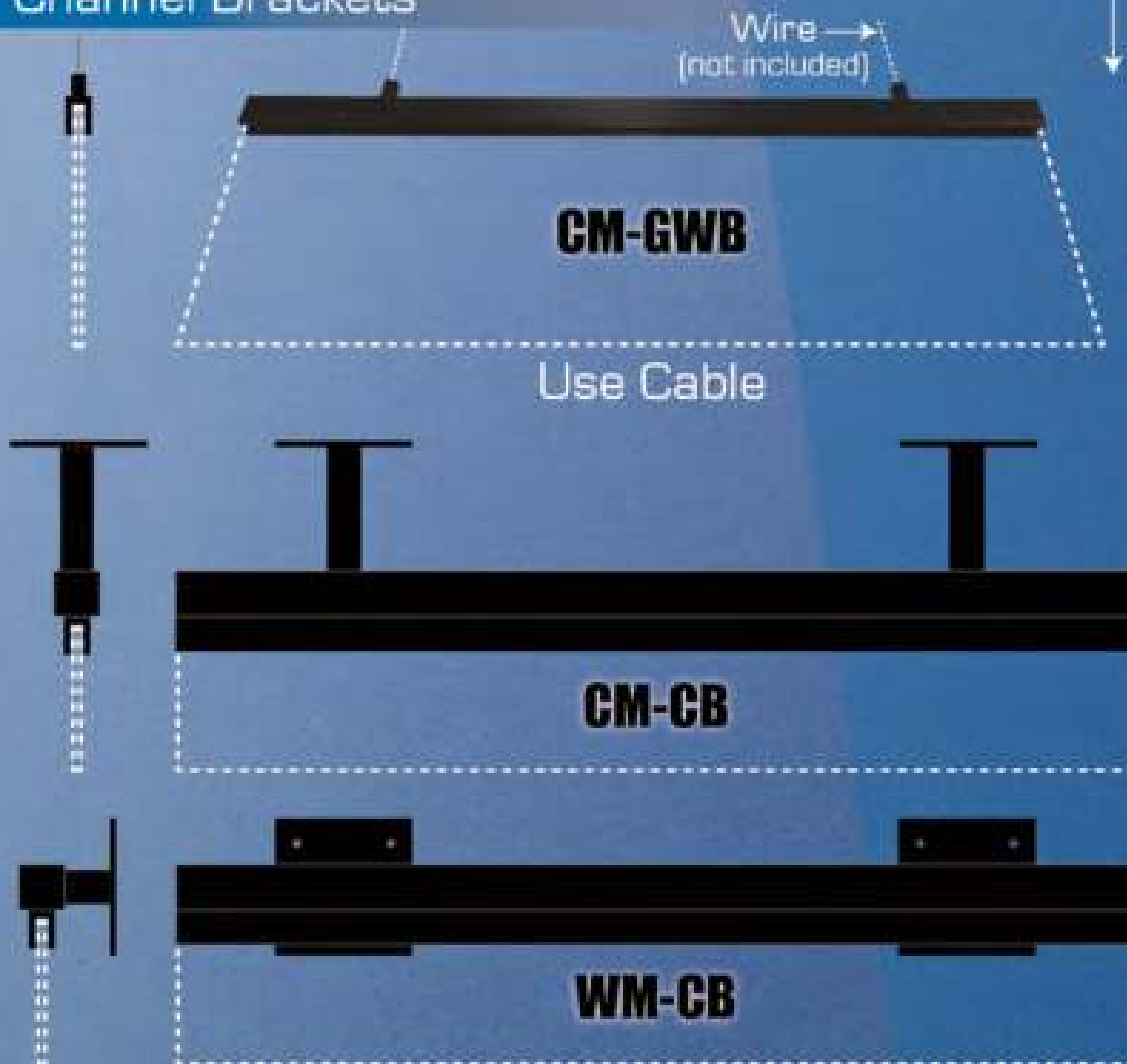


# Hanging Brackets

- Standard hanging brackets have up to 36" wide sign, however all hanging brackets are available in heavy duty options for larger signs
- All brackets are fabricated of aluminum and made to order to accommodate your panel.
- Use with your choice of decorative posts (pg.63) and a wide variety of sign panels.
- Mount any model to a wall or post.
- Standard color is semi-gloss black ... gold accents are upgrades
- Powder coat a stock color (pg.67) OR paint custom color (additional charge applies)



## Channel Brackets

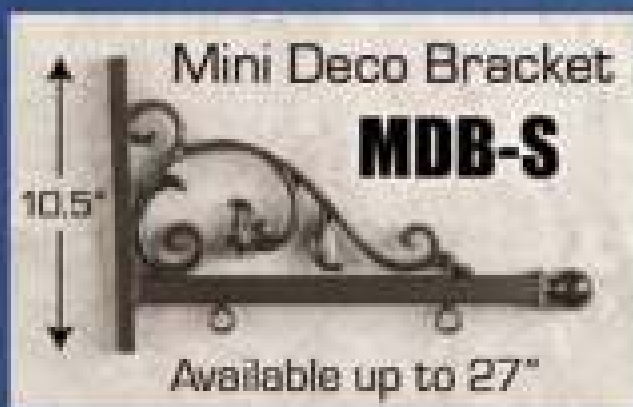




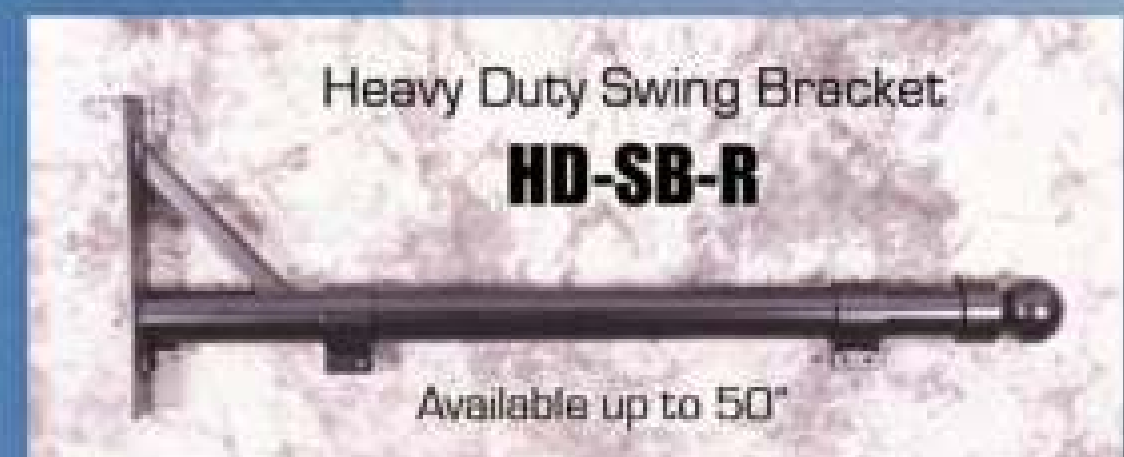
# Hanging Brackets

Choose any of the illustrated brackets ... OR ... ask us for a customized model to fit your specific project. Most hanging brackets are available in heavy duty options for signs larger than 36" wide

## Square Arms



## Round Arms



# Community Reader Boards

**Custom  
Sizes  
Available**



**CRB-42x32-DP-H**


Add optional header panel  
[refer to page 46 for header options]

- Standard unit comes with a magnetic board
- Reader board has clear polycarbonate hinged door
- Available up to 48"x96"
- Custom colors available
- Select from single post or double post models
- Wall mount or post mount available for all models



**CRB-42x32-DP**

**CRB-42x32-SP-35**



**CRB-48x72-DP**



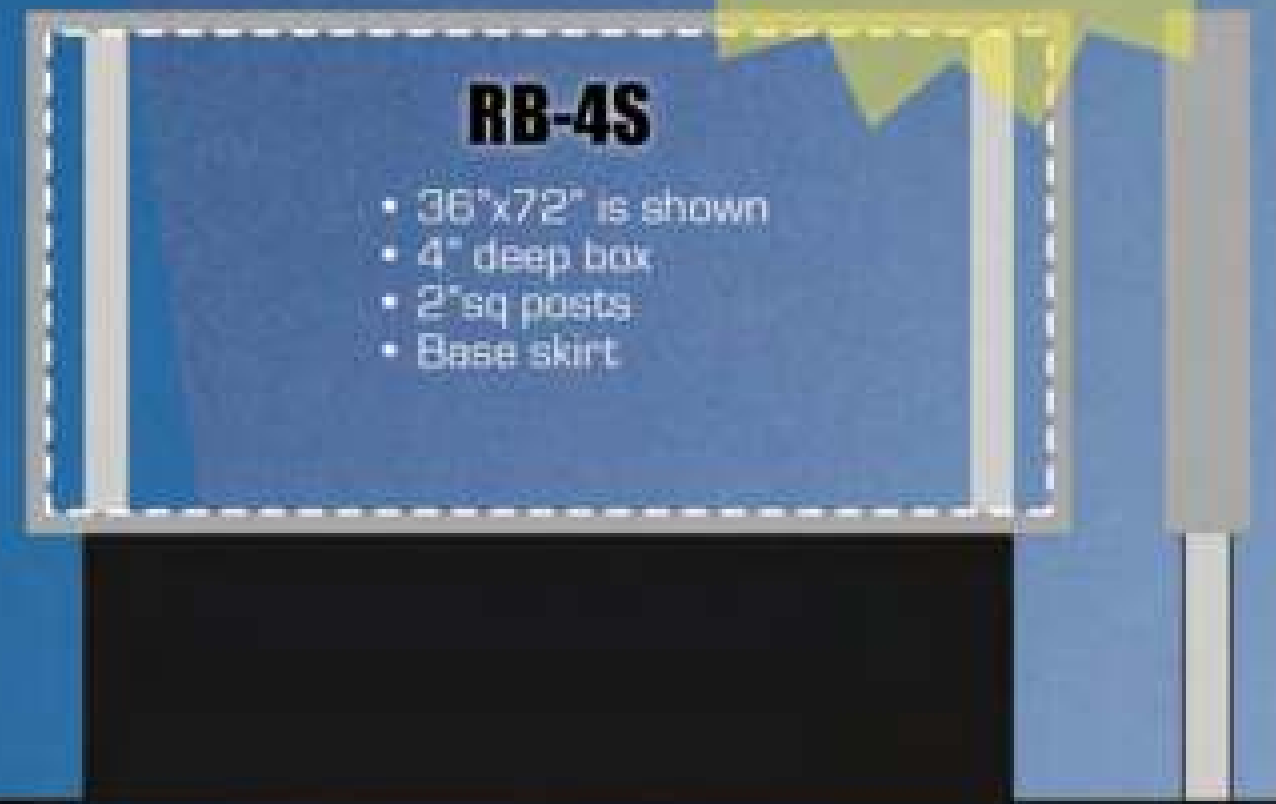
Hinged door with polycarbonate cover

Customize by selecting from any of our stock posts, bases and finials from page 63 & 64

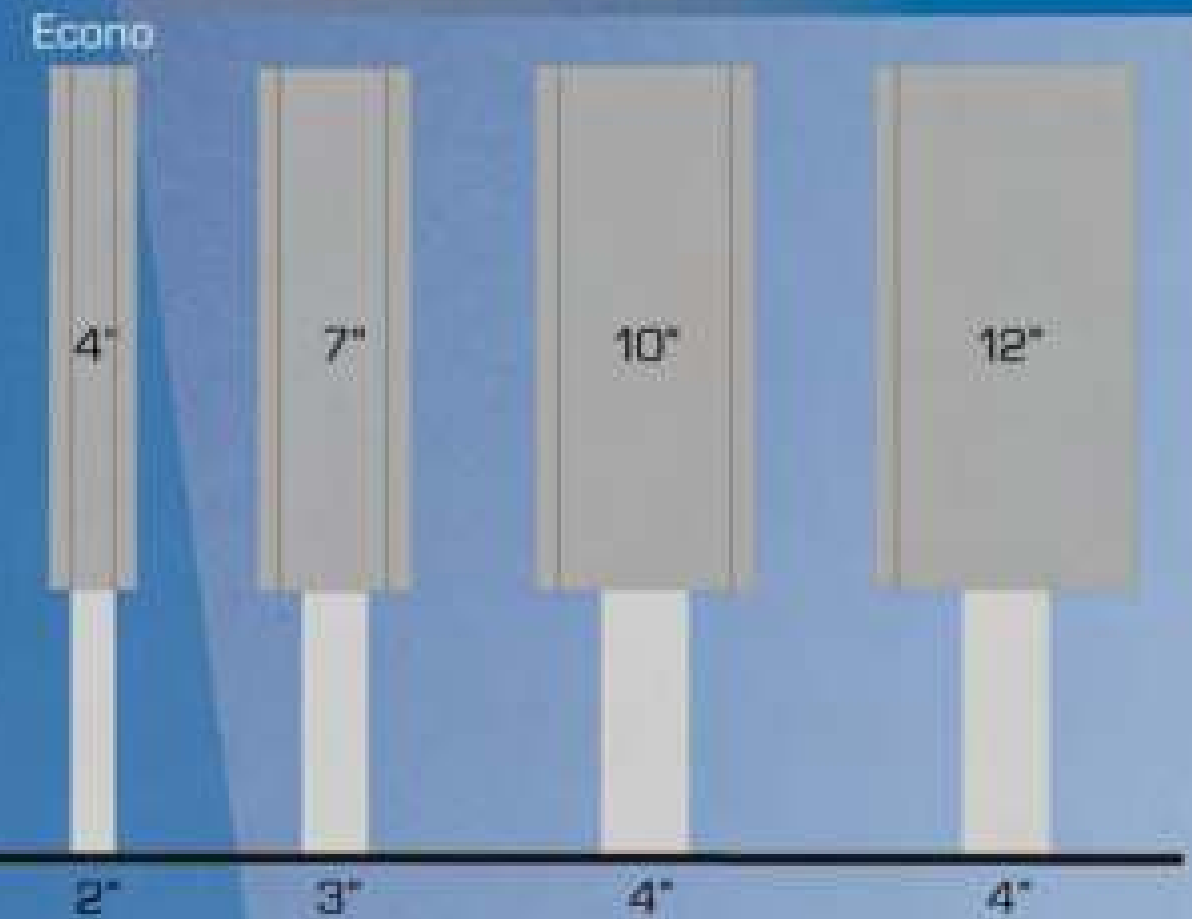


# Retainer Box

**Custom  
Sizes  
Available**



## Standard Box Thicknesses



## Standard Detail

- 4" box with 1" retainer
- Bolt together system for easy assembly
- Custom size up to 48"x96"
- 2"sq post for up to 96" tall box
- Standard & custom colors are available
- Use sign face materials up to .125" thick
  - Acrylic, polycarbonate, PVC, Poly-metal, Max-metal, Dibond or Solid aluminum

## Options

- Box thicknesses: 4", 7", 10" & 12" Deep Box
- Add Skirt Cover
- Add PVC Crown Cap





# Flat-Cut Letters, Graphics

Precision routed from HDU, PVC & aluminum, dimensional letters and/or graphics can be installed directly on virtually any facade, OR fastened to a sign-face to add enhanced appeal.



.25" plate aluminum custom painted and fastened flush to signface

2" aluminum pan



.25" plate aluminum custom painted and fastened with .25" space against signface to create "floating" effect

254



# Prismatic Letters, Graphics

Dimensional graphics cut from HDU or PVC add an enhanced look that cannot be captured with traditional 2-dimensional design.



Get creative by combining a digital-print background with dimensional graphics



Add prismatic graphics as the finishing-touch to make any project truly memorable



# Panel Backers

**Custom Sizes Available**

Decorative backers are available for hundreds of standard D.O.T. traffic control panels - in flat-cut aluminum (FB) OR upgraded backers with a raised border (RBB)



Fits 30" stop sign

**FB-26x20**  
**RBB-26x20**

26"x  
20"

**FB-32x26**  
**RBB-32x26**

32"x  
26"

**FB-26-S**  
**RBB-26-S**

26"

**FB-32-S**  
**RBB-32-S**

32"

**FB-38-S**  
**RBB-38-S**

38"

**FB-26-Y**  
**RBB-26-Y**

26"

**FB-32-Y**  
**RBB-32-Y**

32"

**FB-38-Y**  
**RBB-38-Y**

38"

**FB-26-D**  
**RBB-26-D**

26"

**FB-32-D**  
**RBB-32-D**

32"

**FB-38-D**  
**RBB-38-D**

38"

**FB-26-SQ**  
**RBB-26-SQ**

26"

**FB-32-SQ**  
**RBB-32-SQ**

32"

**FB-38-SQ**  
**RBB-38-SQ**

38"

**FB-MP**  
**RBB-MP**

8"x14"

**FB-HC**  
**RBB-HC**

20"x14"

**FB-HCMP**  
**RBB-HCMP**

26"x14"

Raised Border Backer

Flat Backer



We stock H.I.P. Stop signs, Speed Limit, Yield, Handicap, etc.

## Sign Holder Rings

• Use a pair for mounting sign to post. (Includes Hardware)

**SHR3-SF**

Fits 3" O.D.

**SHR4-SF**

Fits 4" O.D.

**SHR3-DF**

Fits 3" O.D.

**SHR4-DF**

Fits 4" O.D.



**100-24x18**



**300-24-SB**



**300-HC**

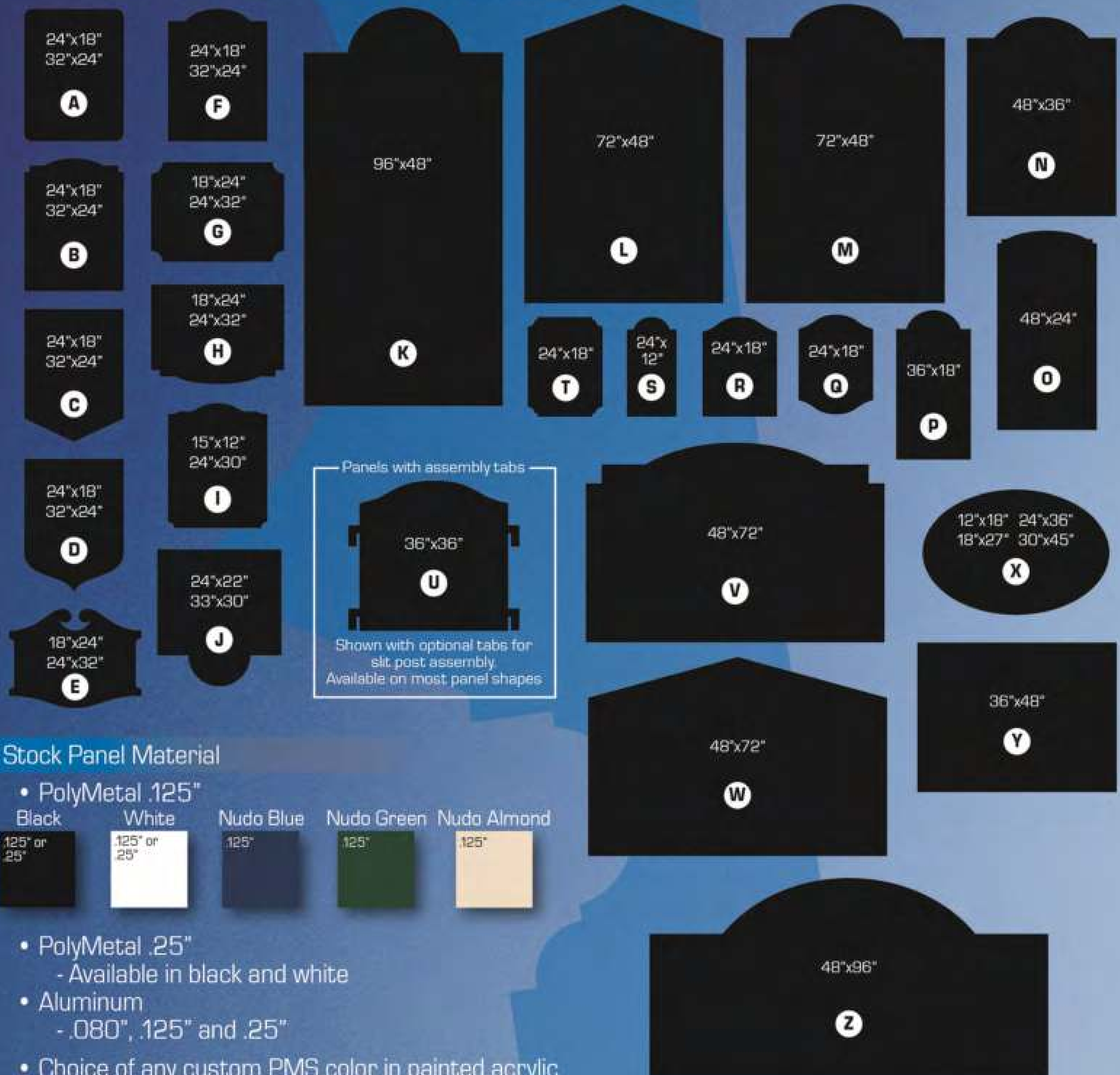




# Standard Panel Shapes

**Custom  
Sizes  
Available**

We custom CNC route sign panels from your choice of .080, .125" or .25" aluminum. Next, we powder-coat in a broad array of colors or spray a custom PMS color using Matthews Acrylic Polyurethane. We also offer Poly-Metal, MexMetal & PVC. Standard shapes can be modified to accommodate your custom shape using your electronic file.



## Stock Panel Material

- PolyMetal .125"



- PolyMetal .25"

- Available in black and white

- Aluminum

- .080", .125" and .25"

- Choice of any custom PMS color in painted acrylic polyurethane at additional charge

- Choice of "super durable" powder coat finish in large variety of colors. Refer to page 67

# SLAT SIGN SYSTEM

6208

MANAGEMENT OFFICE | 100

SEACREST FINANCIAL | 200


TIGER ENVIRONMENTAL | 300

COASTAL MORTGAGE | 400

AVAILABLE | 500  
704-376-8111



V-route PVC  
1" PVC panel with V-route graphics





The SLAT Sign System is a one-of-a-kind interchangeable messaging vehicle with unmatched versatility in the industry.

- Posts can be accessorized with our line of decorative bases (pg.63) and finials (pg.64)
- Slats are available in a variety of sizes and can be interchanged in limitless configurations.

Large or small, short or tall, this system has flexibility in size and proportion which can challenge the imagination of even the most creative designers.

## Create Your Unique Slat Sign System

### SS-TG23-1



Available up to 5ft x 8ft

Unlimited design configurations

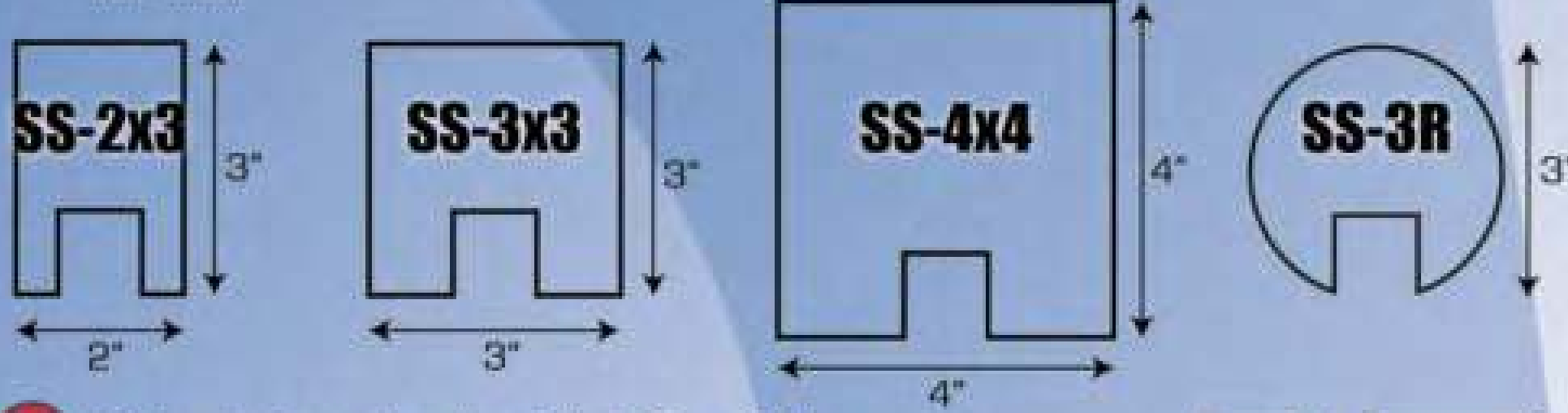
- Multi Tenant Building I.D.
- Main I.D. Signs
- Wayfinding
- Hour Signs
- Wall Mount Directory

### SS-TGWM-2

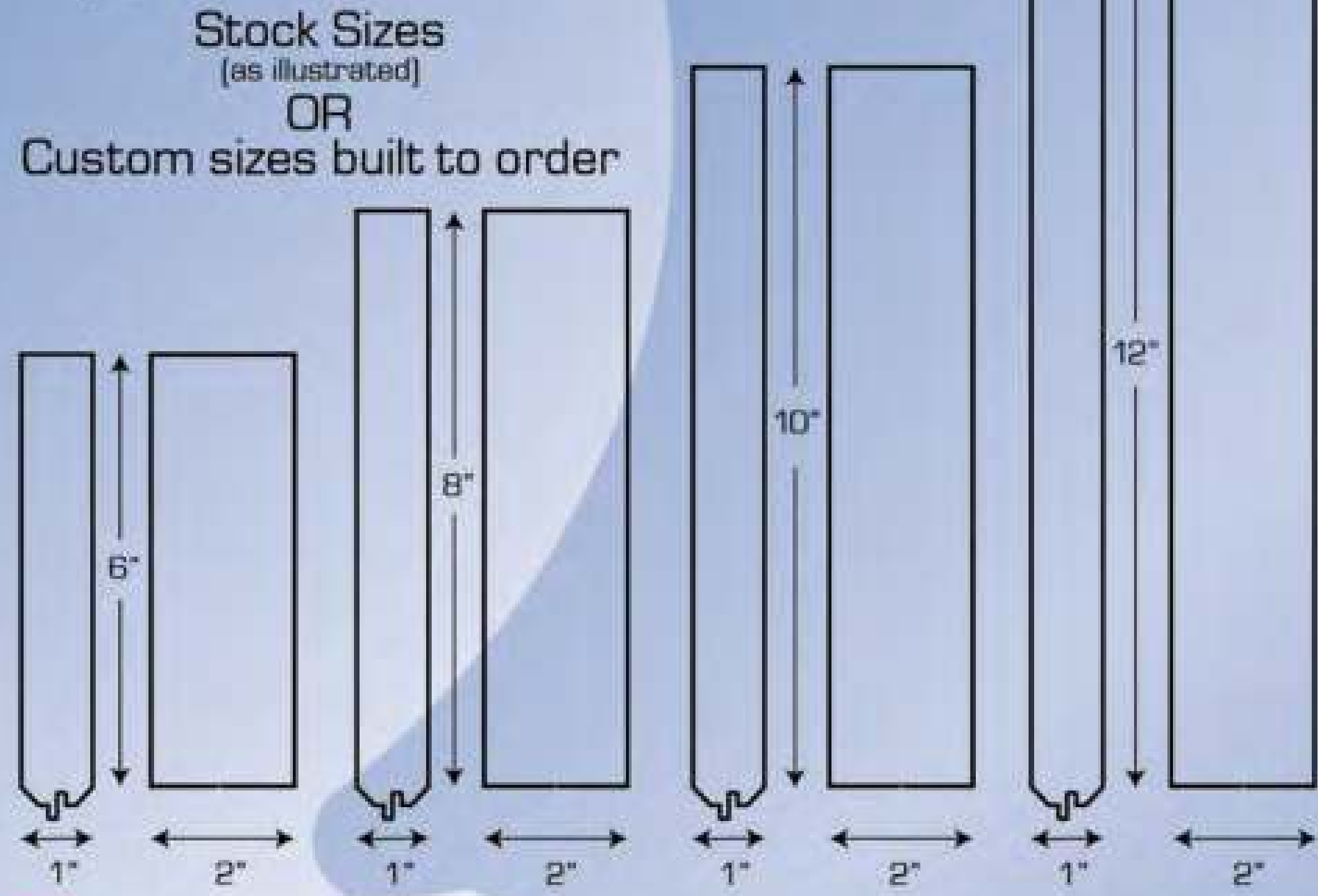


Wall Mount

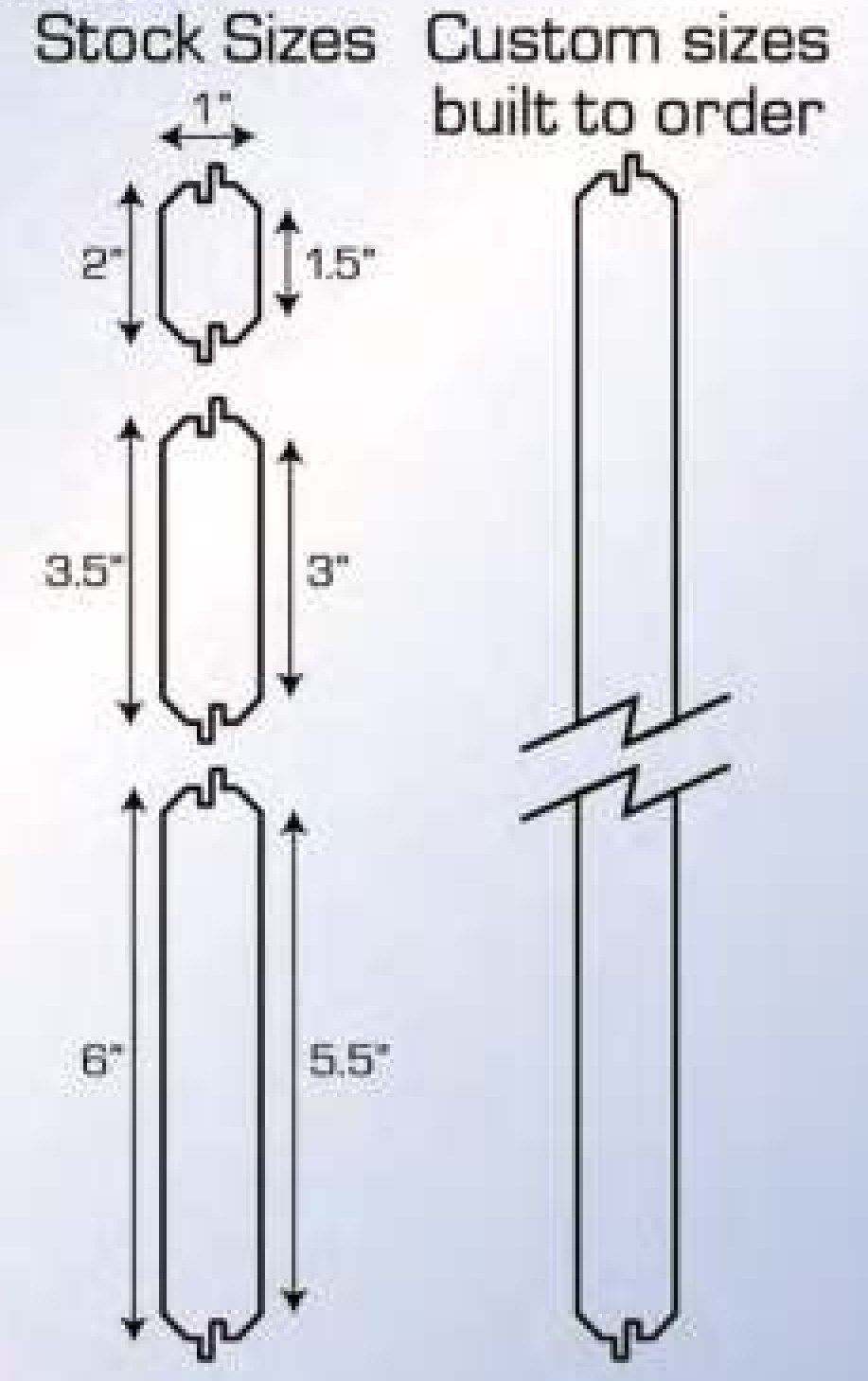
**1** Select post size  
[top view]



**2a** Select header height & width  
[side view]




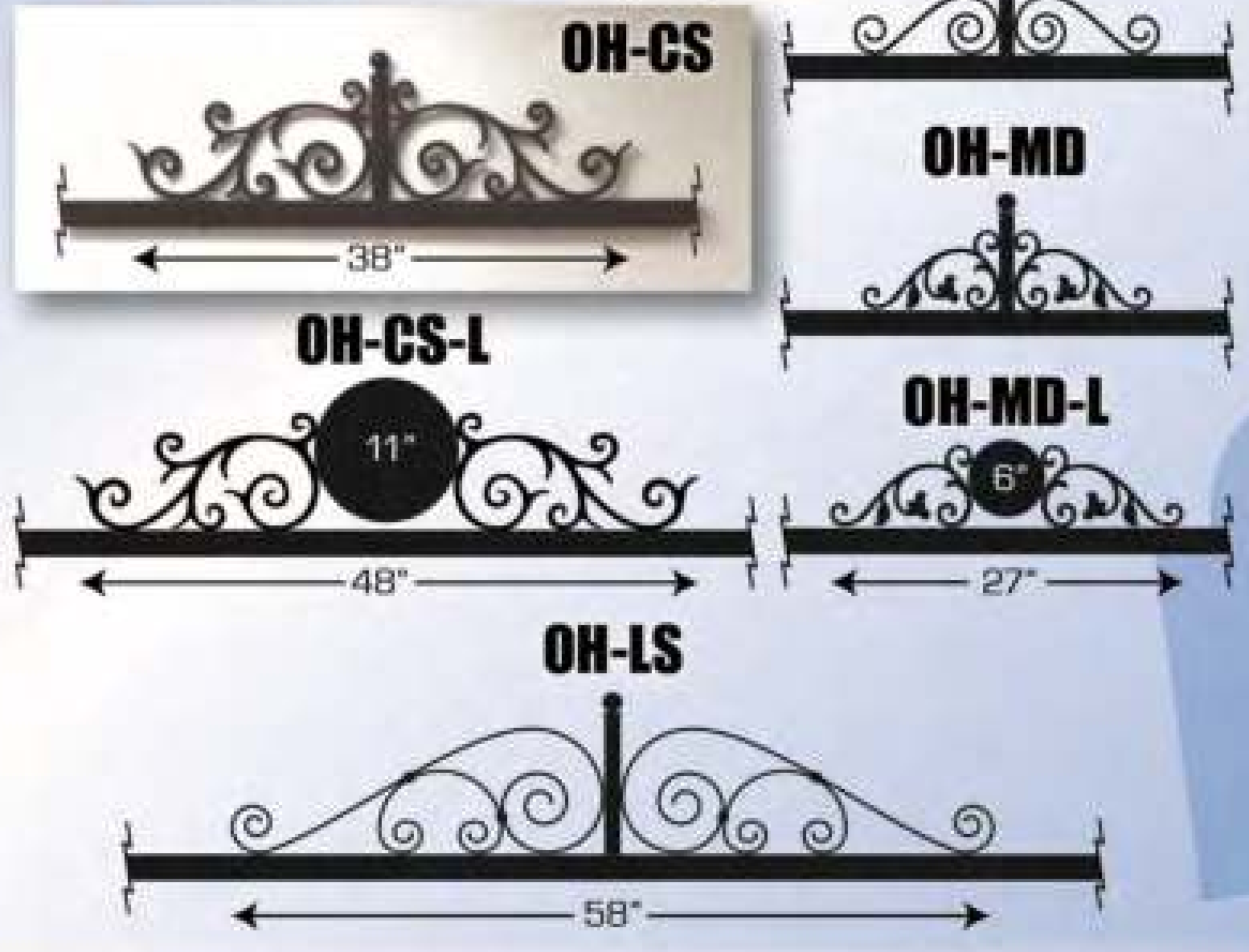
**3** Select slat height, width and quantity  
[side view]



**2b** Select optional ornamental header


**Ornamental Header Options**

\* Sizes Available For All Slat Sign Systems



**4** Select powder coat color  
(refer to page 67)

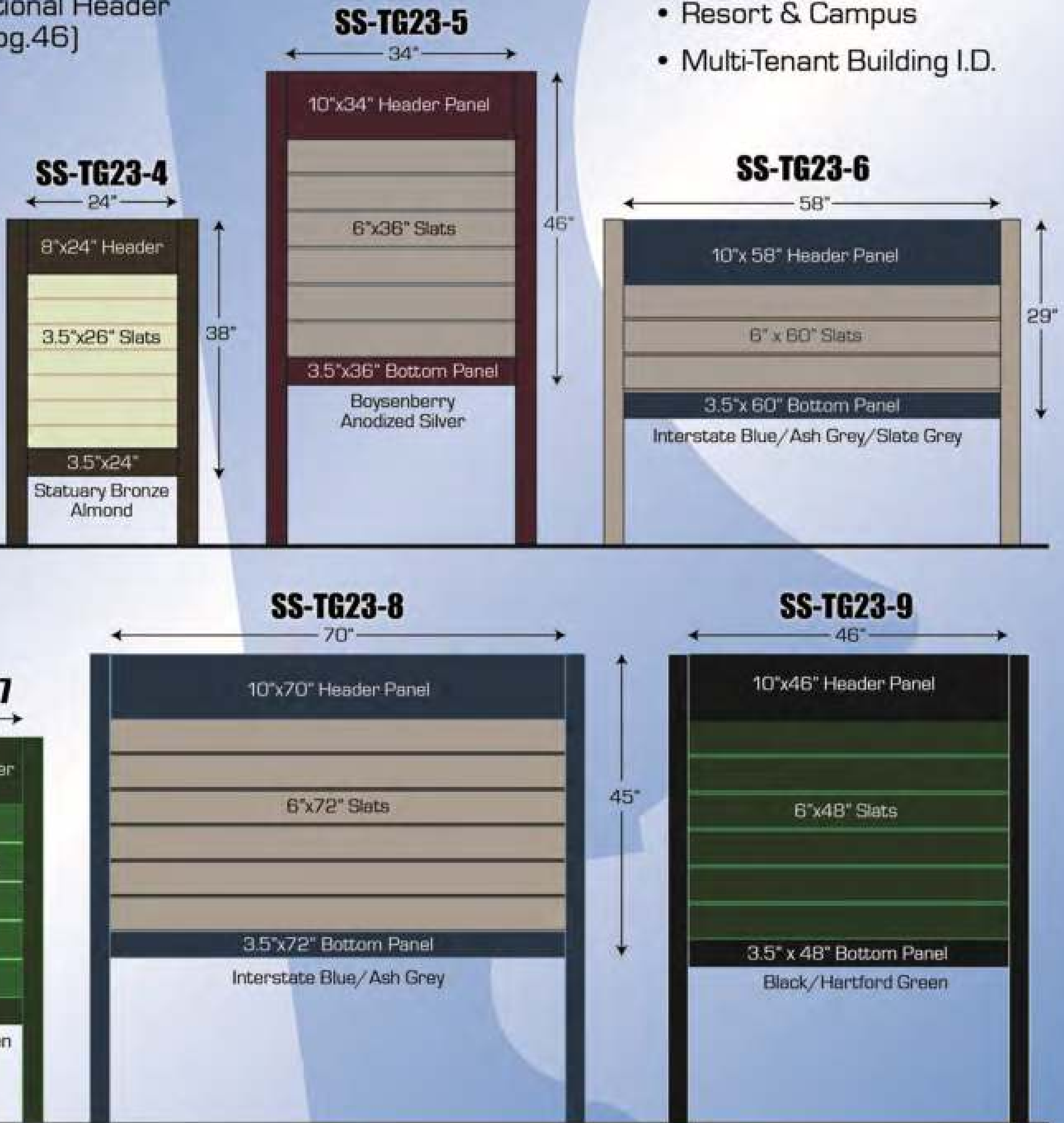





## Standard Configurations

- Select Post Size
- Select Header Size
- Select Slat Size and Quantity
- Select Powder Coat color
- Select optional Header [refer to pg.46]

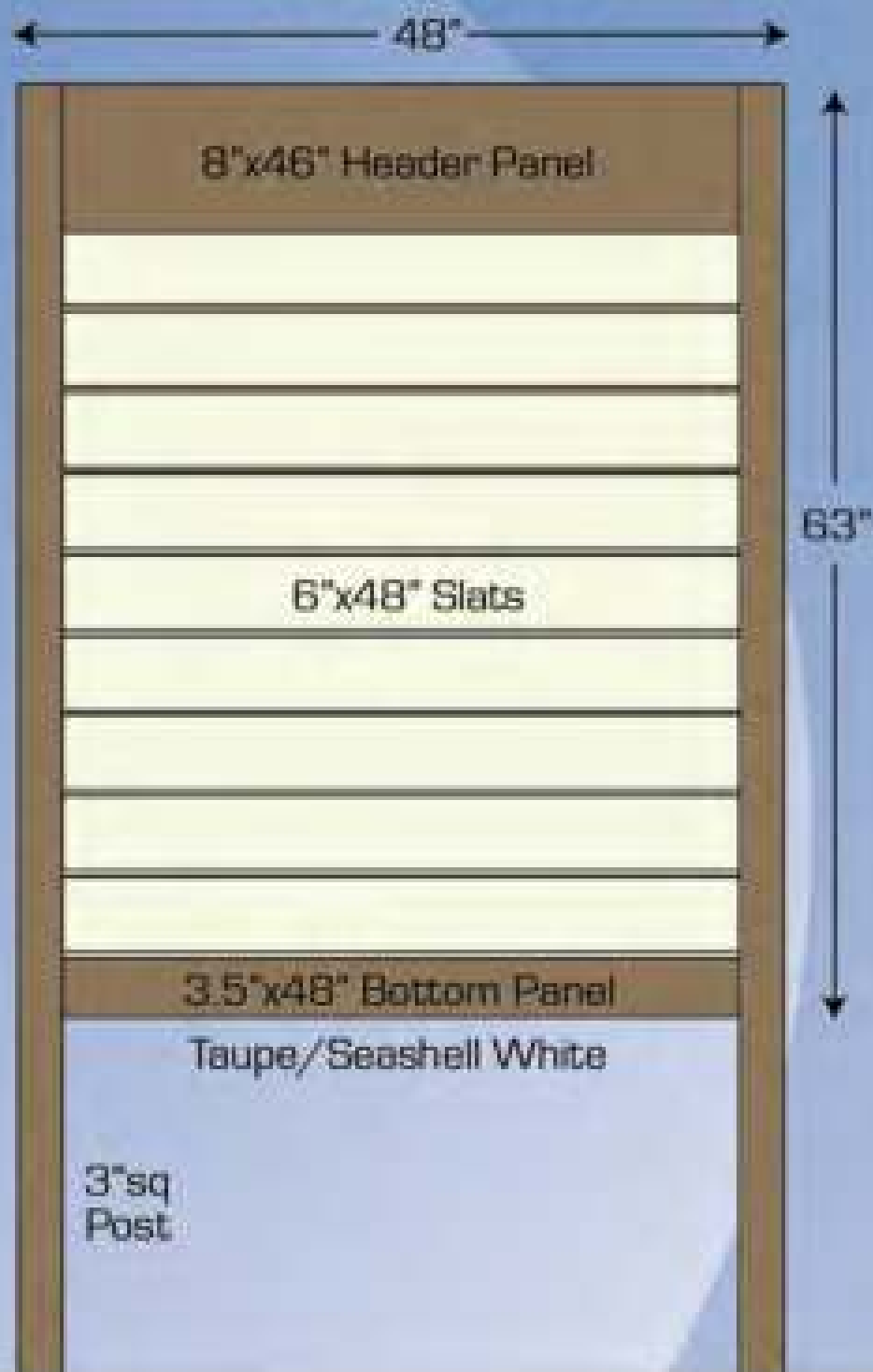
- Wayfinding
- Building I.D.
- Kiosk
- Map & Directory
- Resort & Campus
- Multi-Tenant Building I.D.



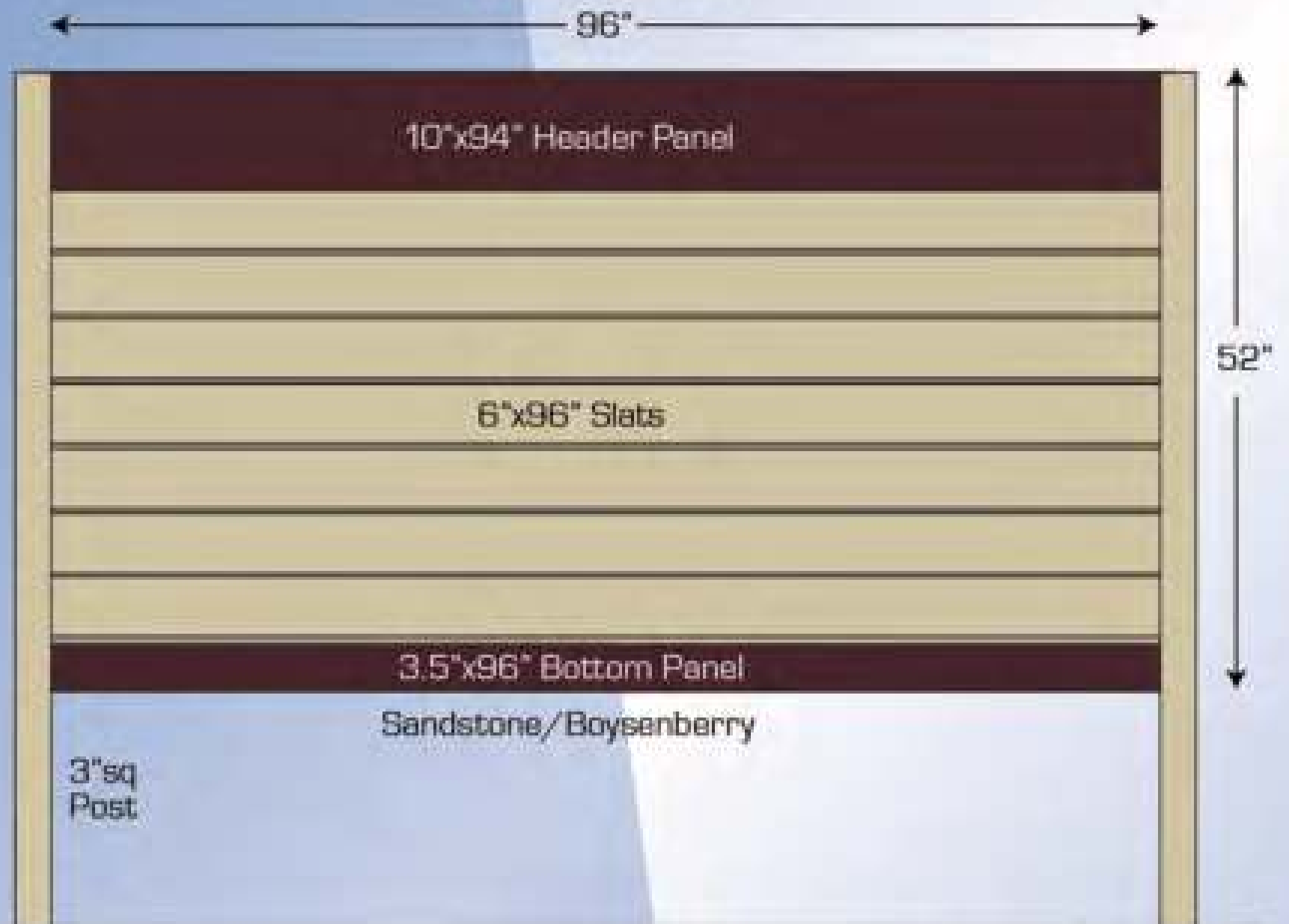





### SS-TG3S-10



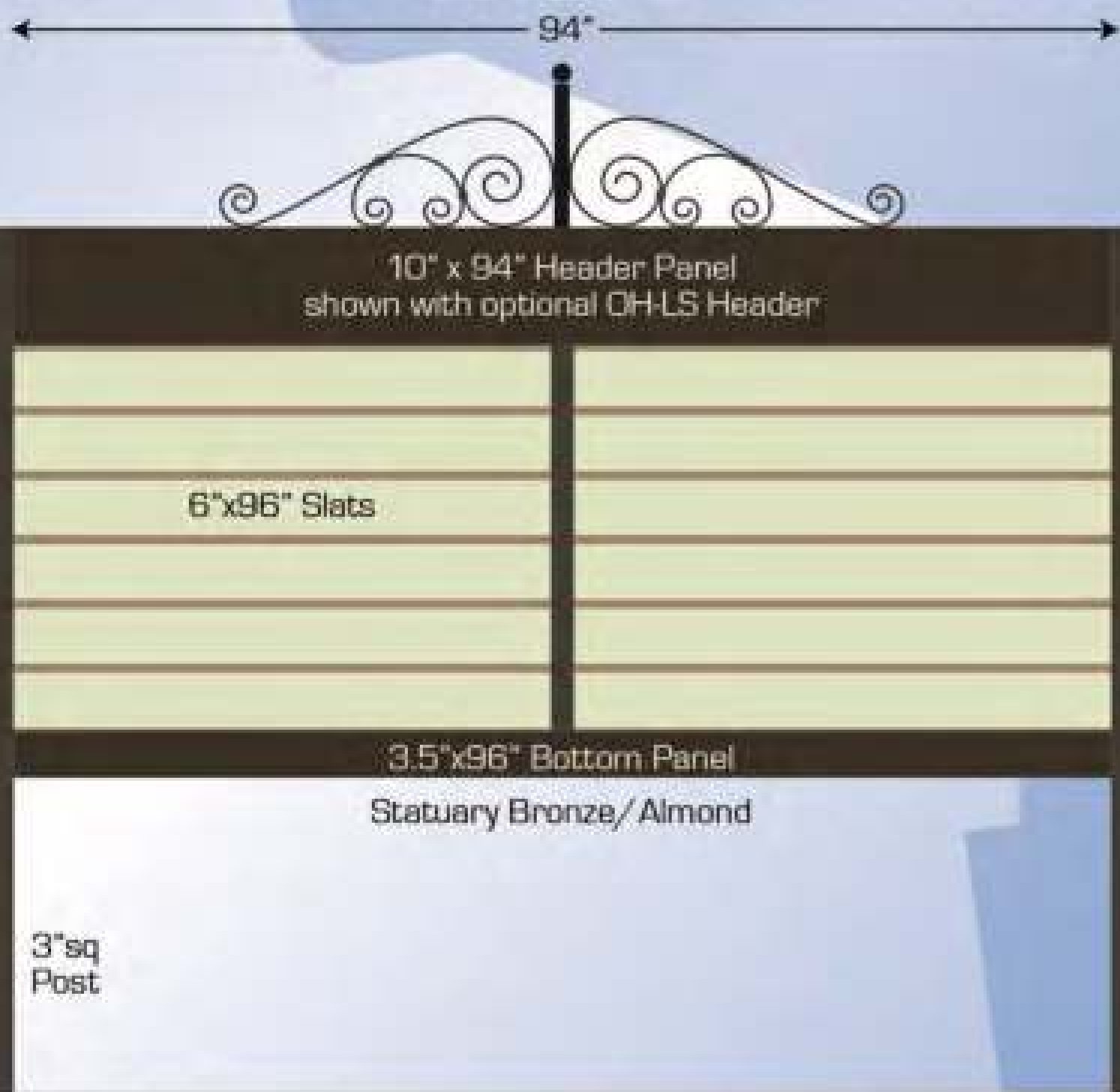
### SS-TG3S-11




### SS-TG3S-13



### SS-TG3S-12





**SS-TGM23-14**



- Wayfinding
- Building I.D.
- Kiosk
- Map & Directory
- Corporate I.D.

**SS-TGM23-15**



48"

**SS-TGM23-16**



63"

**SS-TGM3S-18**




59"

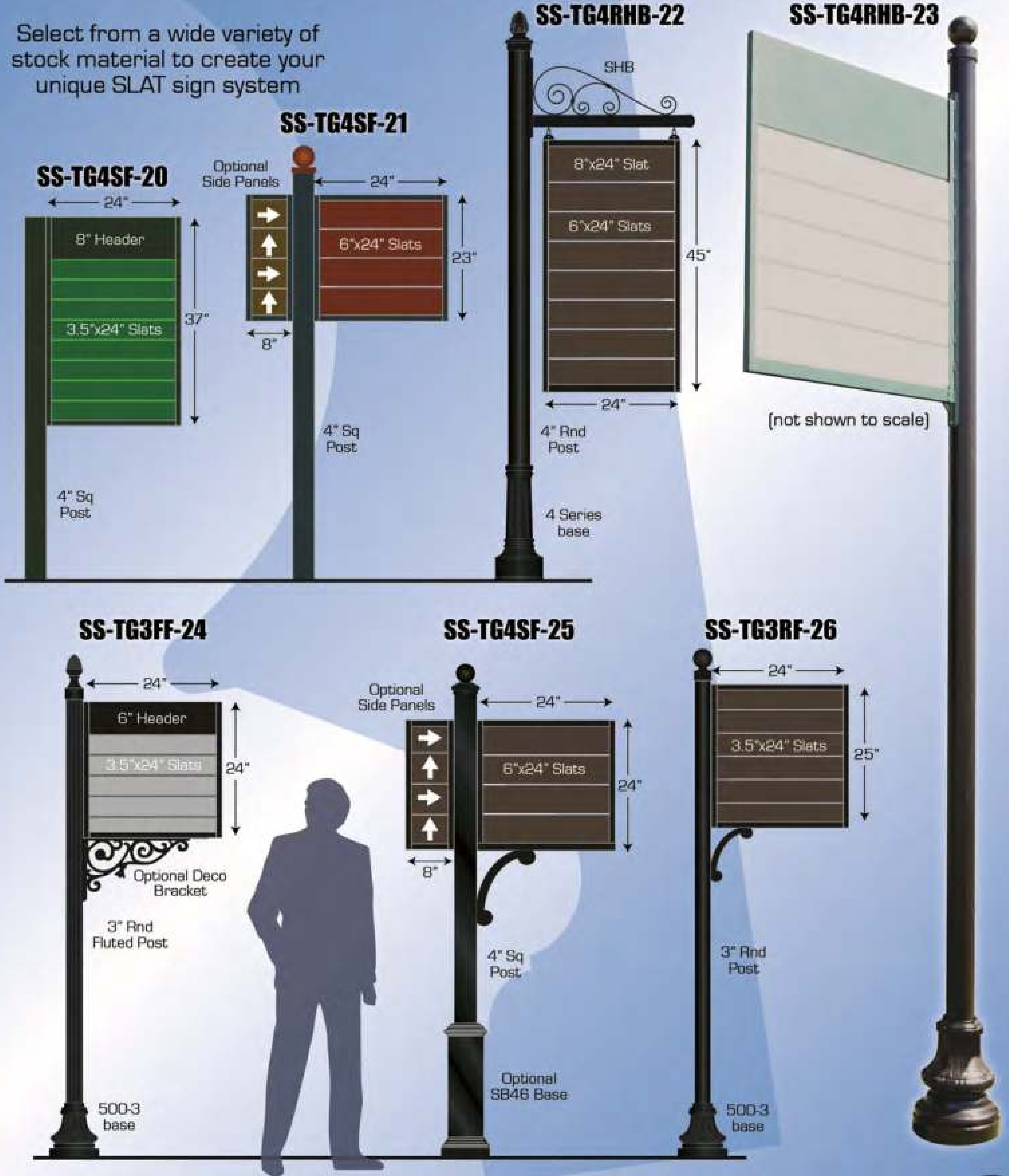
**SS-TGM3S-17**




58"




Select from a wide variety of stock material to create your unique SLAT sign system



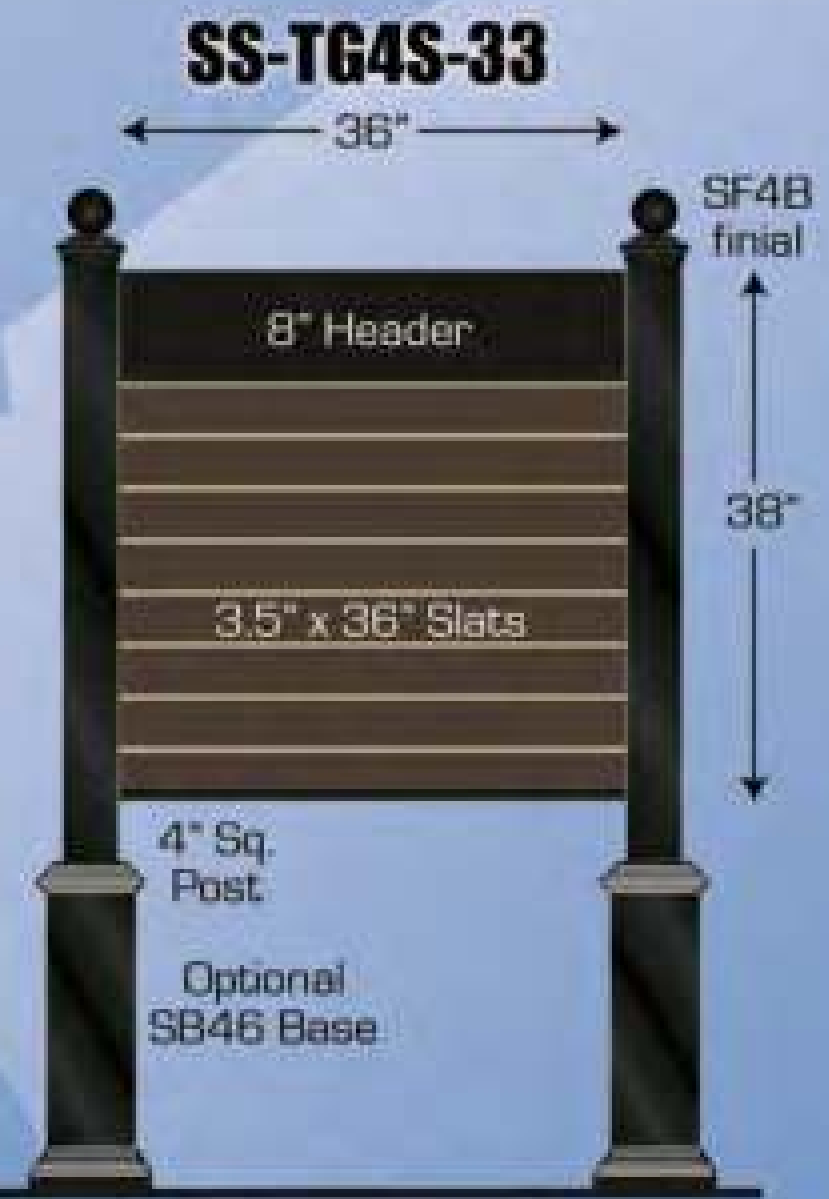


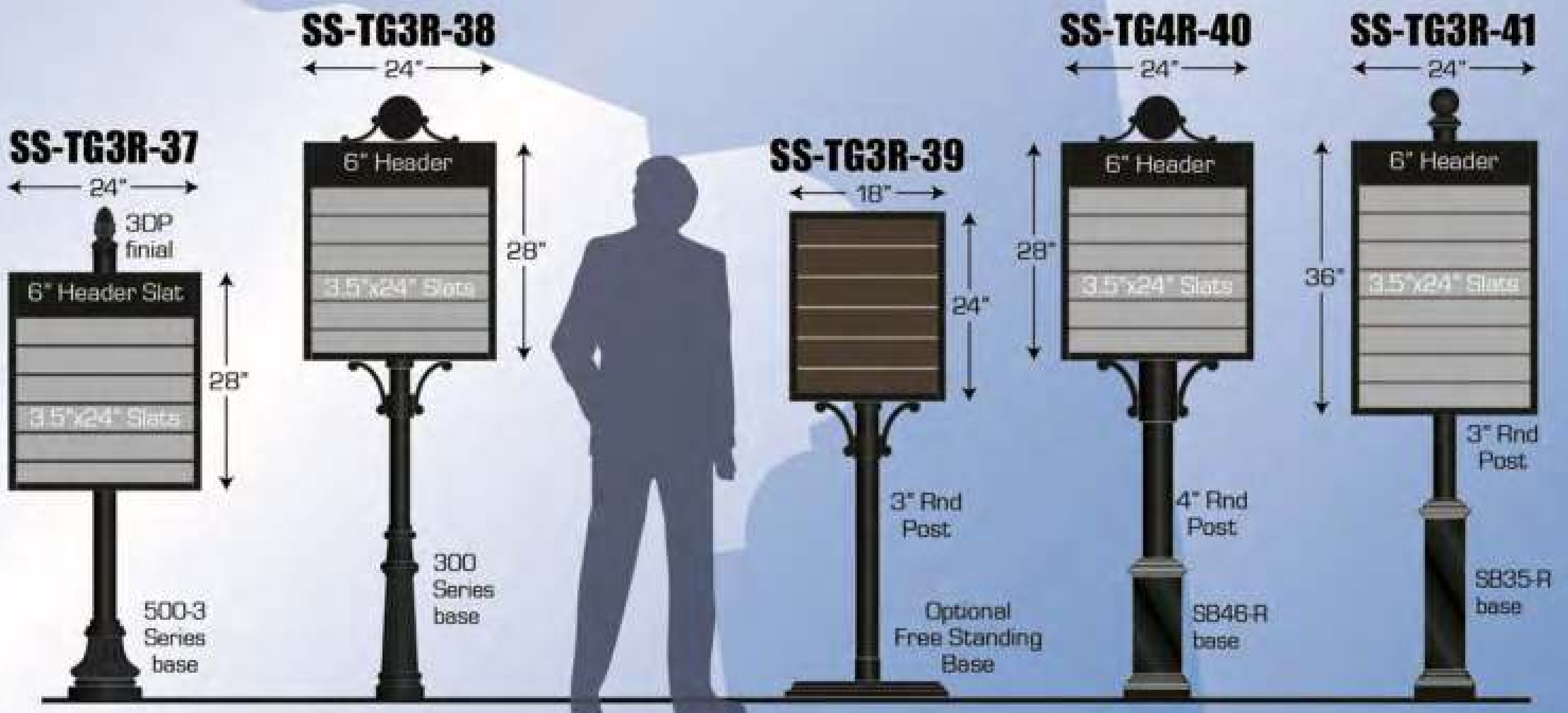
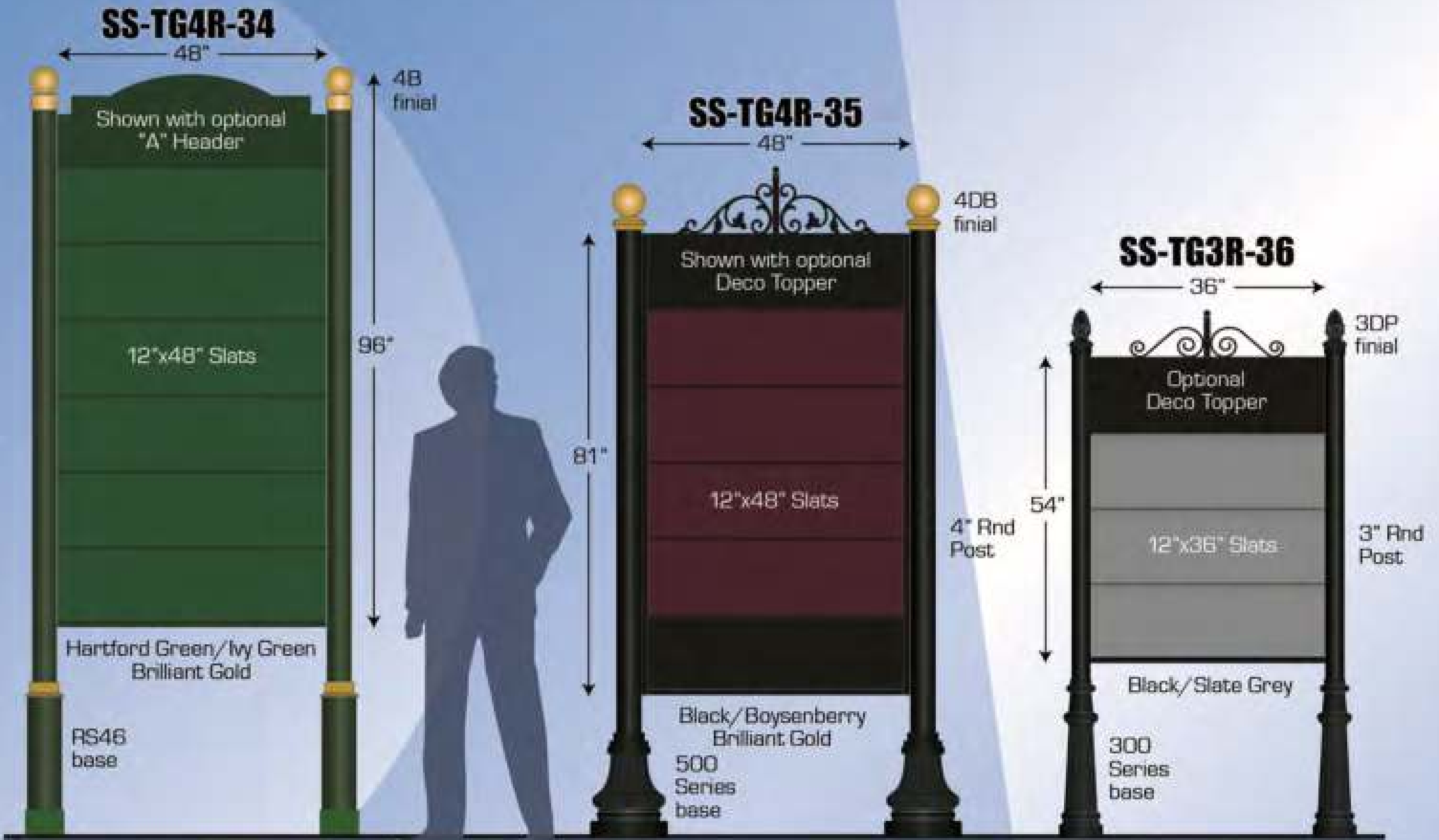



Standard Configurations



- Select Header Size
- Select Slat Size and Quantity
- Select Powder Coat color
- Select optional Header (refer to pg.46)







**SS-TG4SM-43**

72"

3878



**VISION SOURCE**

visionsource.net

Statuary Bronze/Pearl Dark Grey Metallic

4" Sq Post

**SS-TG3RM-42**

48"

HIDDEN FORREST

**Swim & Racquet Club**

Black/Sandstone  
Hartford Green/Brilliant Gold

3" Rnd Post

33"



48"

- Office Park
- Planned Community
- Restaurant & Bar
- Community Entrance
- Building I.D.
- Main I.D.
- Industrial Park
- Resort & Campus
- Retail Store

**SS-TG4SM-44**

48"

SUITE A

**ABC**

Pediatric Dentistry

SUITE A

**Healing Hands**

THERAPEUTIC MASSAGE

SUITE A

**THOMAS**

Family Chiropractic

Interstate Blue/Sandstone

4" Sq Post

72"



60"

**SS-TG5FM-45**

96"

6400

**CRIMSON POINT**



**STATELINE**  
MANUFACTURING

704-376-8111

statelinemanufacturing.com


5" Fluted post

500 Series base

Black/Medium Bronze Metallic



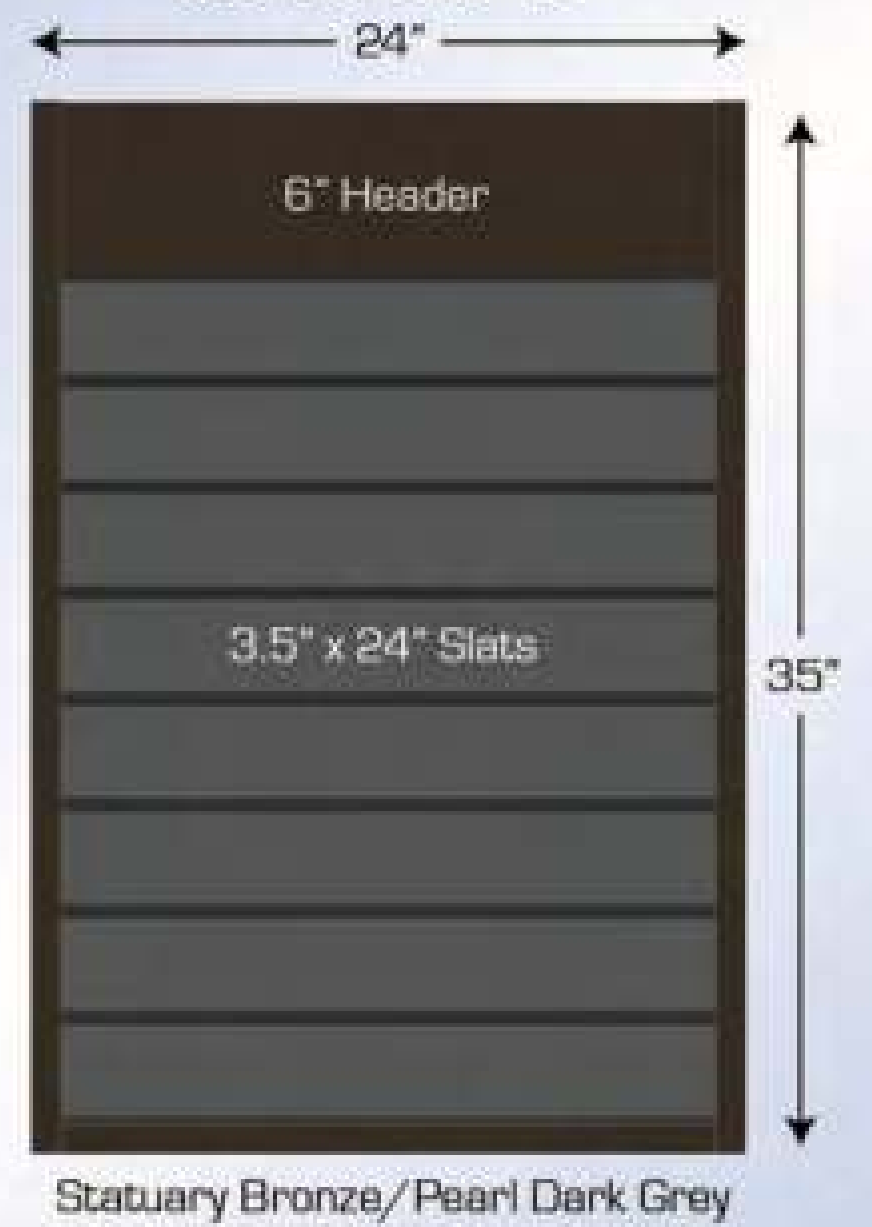
**SS-TGWM-46**



**SS-TGWM-47**



**SS-TGWM-48**



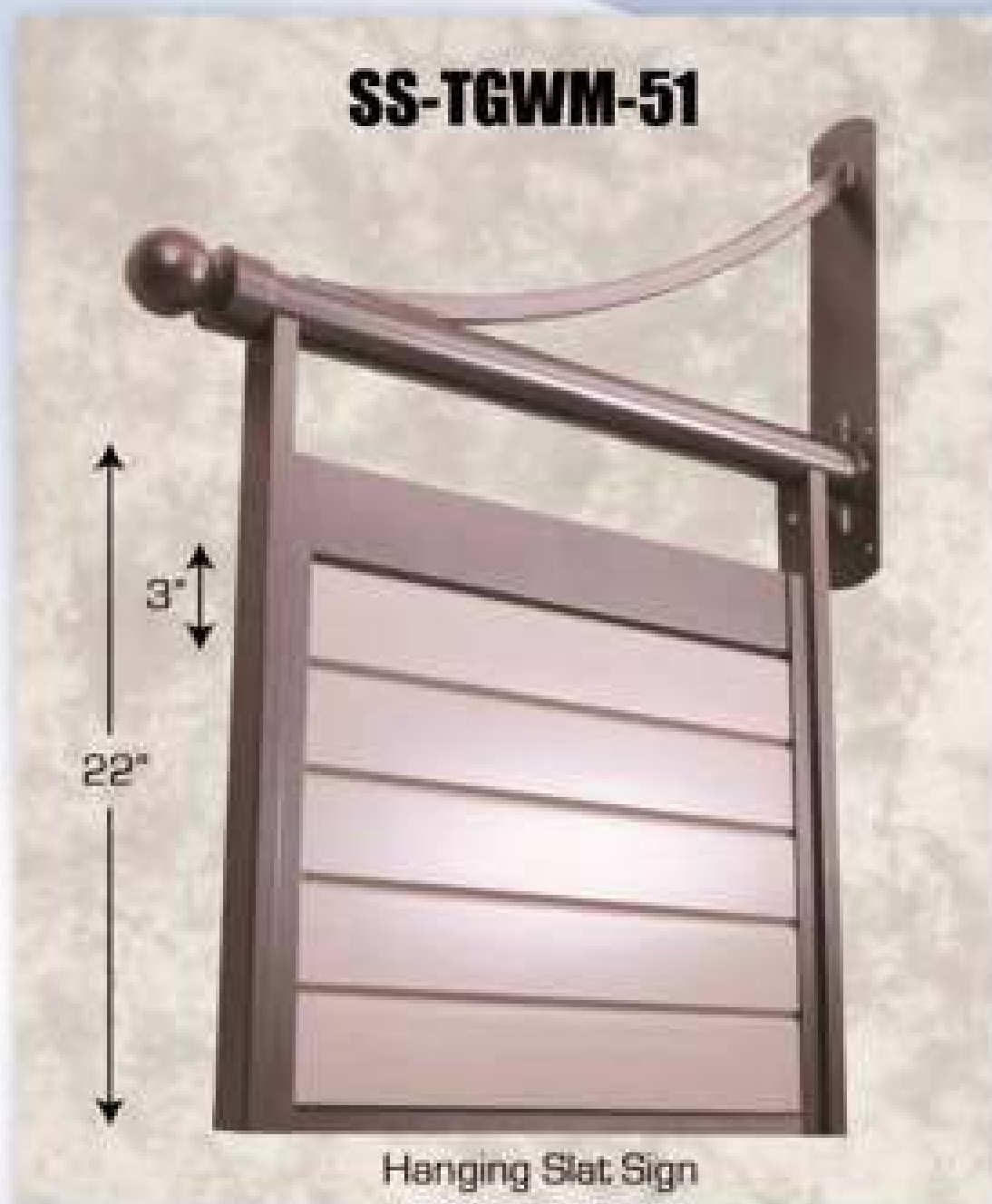
**SS-TGWM-49**



**SS-TGWM-50**



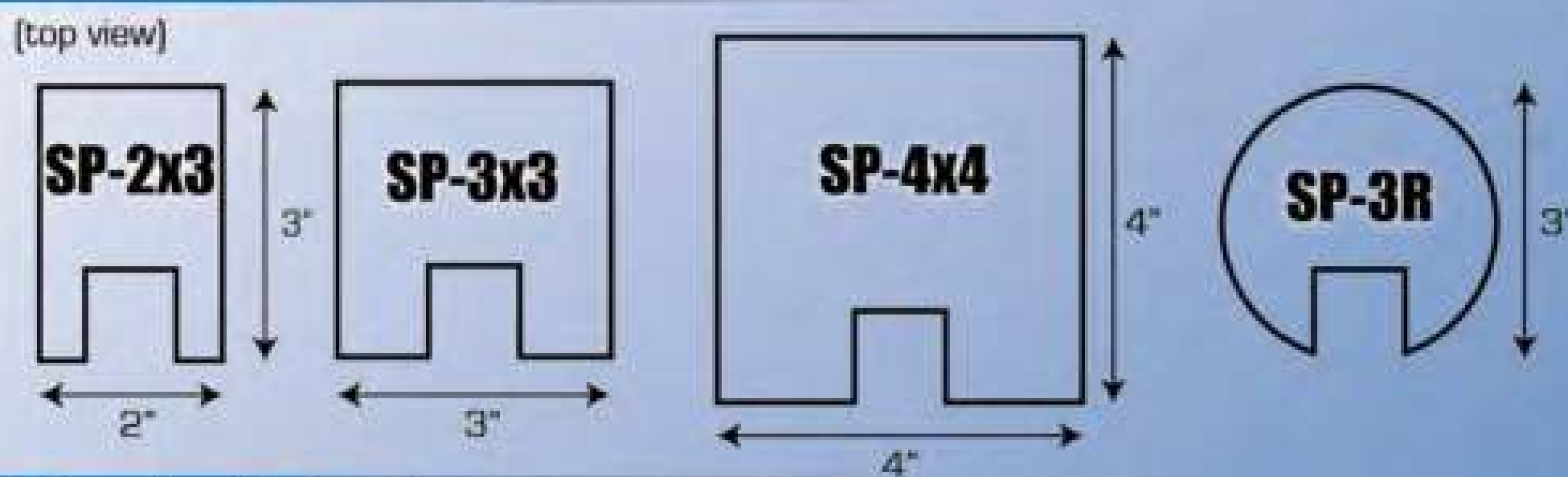
**SS-TGWM-51**



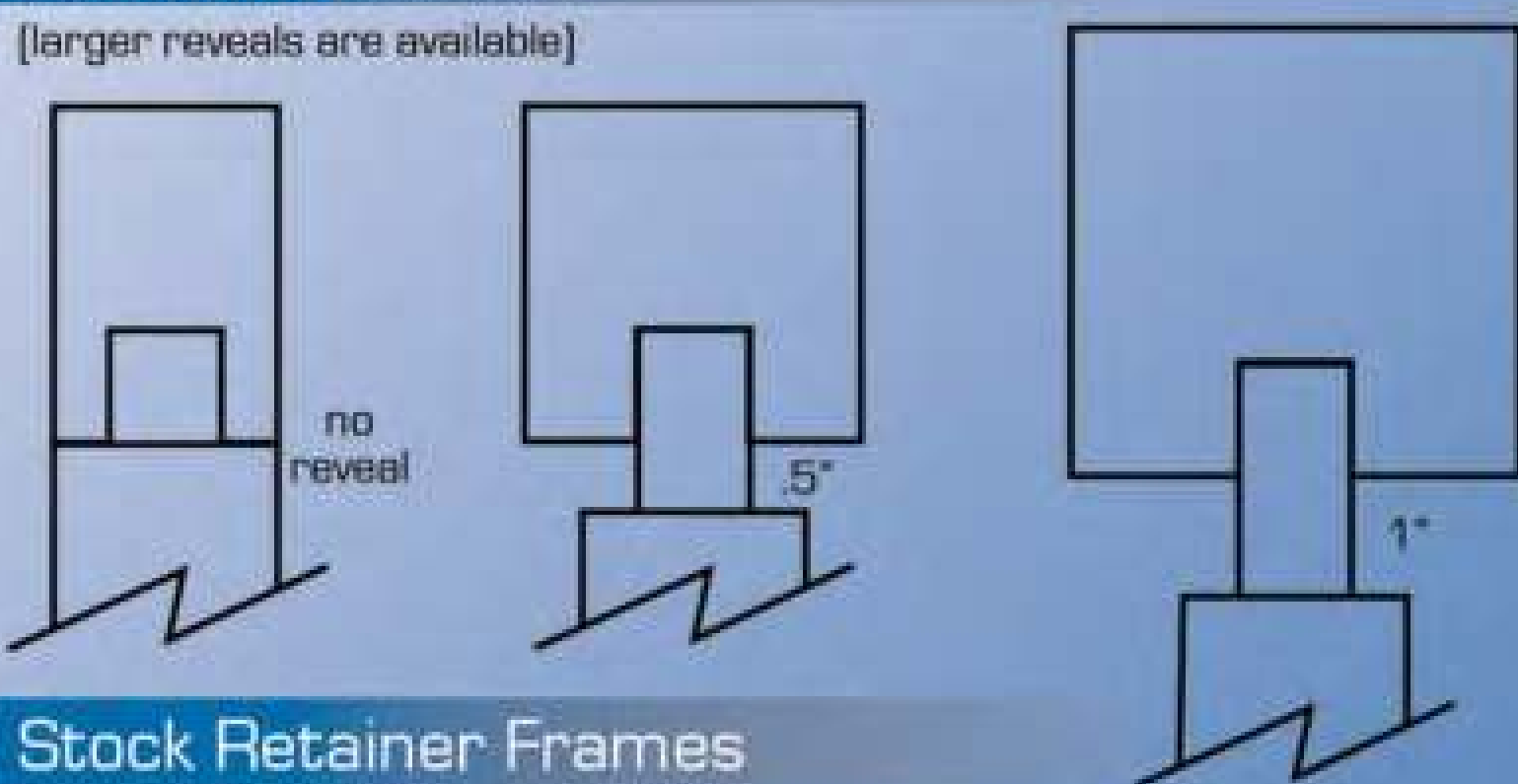
**SS-TGWM-52**




## Stock Posts with 1"x1" Slot



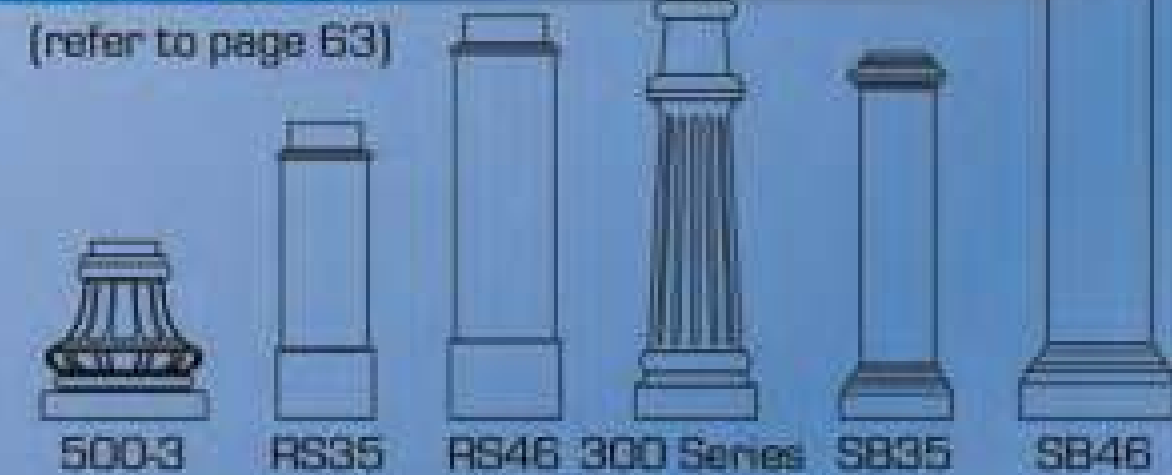
## Standard Reveals



## Stock Retainer Frames



## Post Bases



## Post Caps



- Select standard designs
- **OR** send us your own customized design
- Standard box is 2" deep and .5" reveal
- Order with or without reveal up to 1"
- System designed for panels from .080" to .125" thick
- Order Retainer frame kits with or without sign face
- Add optional accessories such as bases, finials, etc.
- Select powder coat colors - refer to page 67
- Custom paint colors are available using Matthews Acrylic Polyurethane at an additional charge

## 2" Headers



**Custom  
Sizes  
Available**

ALL Retainer Frame kits are sold with or without panels.  
Use up to 1/8" thick substrate



- Unlimited Design Configurations
- Mix & Match Posts, Frames, etc. to create your unique sign system








**Custom Sizes Available**

**RF23-10**



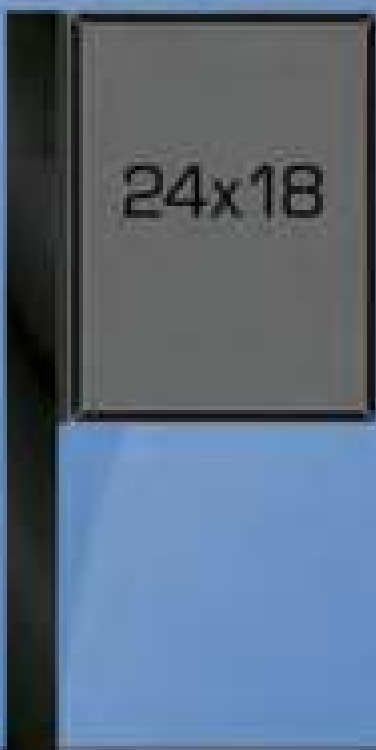
**RF23F-1**



**RFR23-11**



**RF23F-2**



**RF23-13**

**RF23-14**



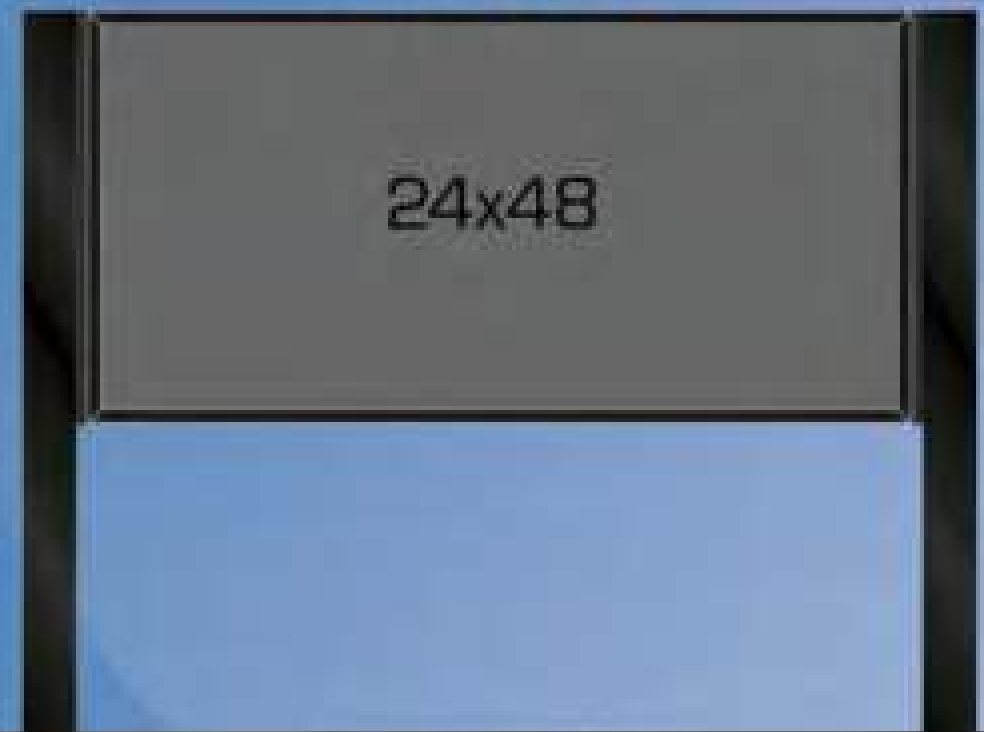
**RF23-15**



**RF23-43**



**RF23-44**



**RF23-16**



**RF23-18**

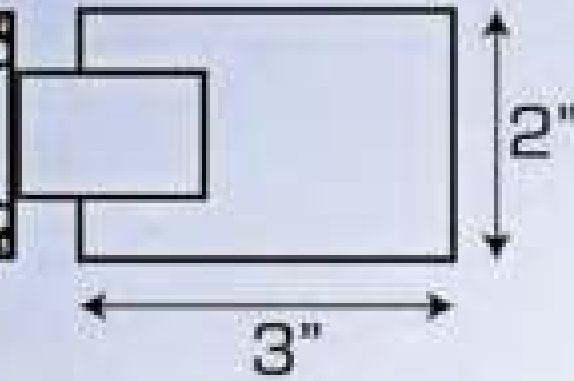



**RF23-19**




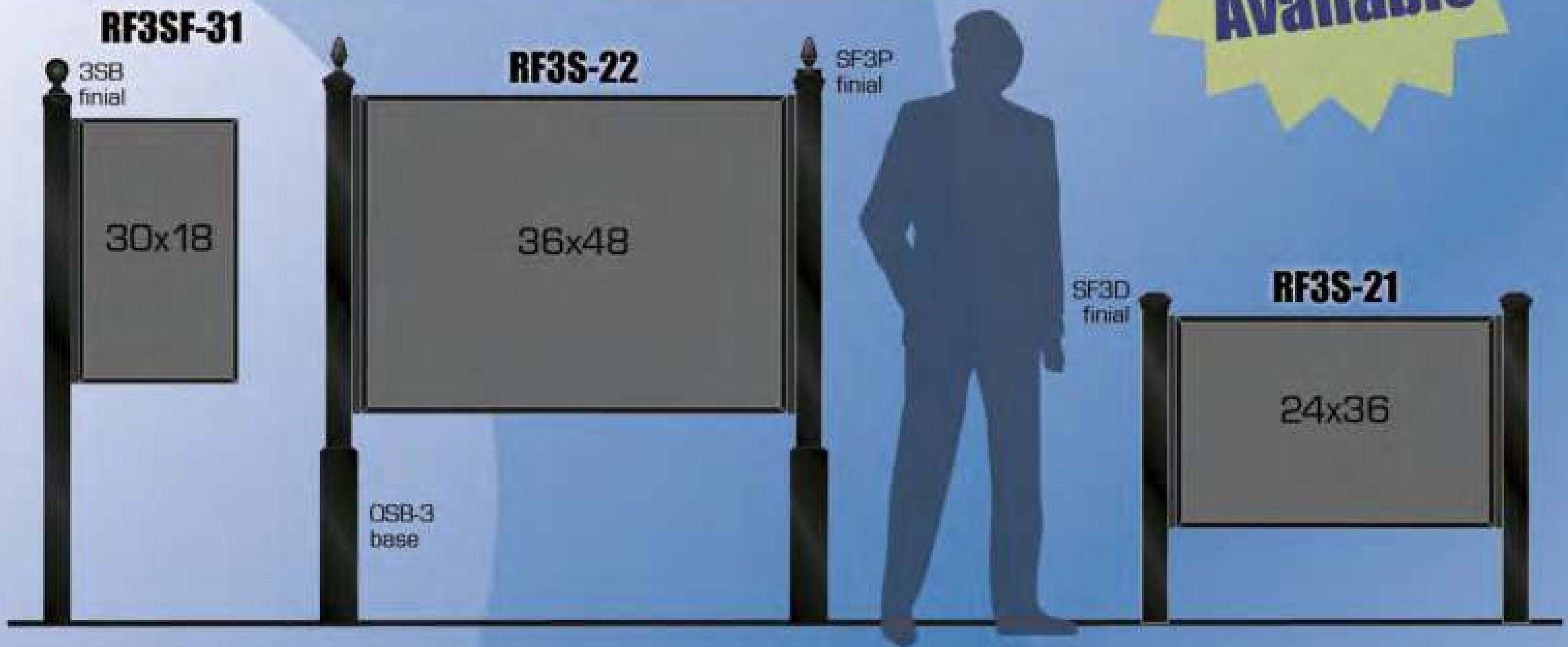
2" box with 1/2" reveal is standard

1", 2", 3" or 4" boxes and/or 1/2" or 1" reveals are all available

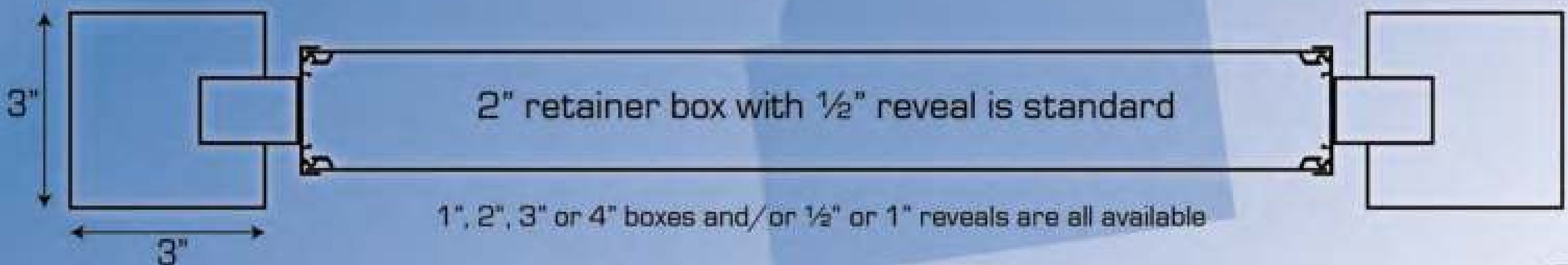




**Custom Sizes Available**



- Select standard designs from pages 57 thru 60, **OR** send us your own customized design
- Standard box is 2" retainer and .5" reveal





**Custom Sizes Available**

**RF3R-25**

**RF3R-27**

36x24

36x48



3B finial

**RF3R-26**

24x36

**RF3R-28**

3DB finial

48x48

**RF3RF-33**

3DB finial

24x18

**RF3RF-47**

3DP finial

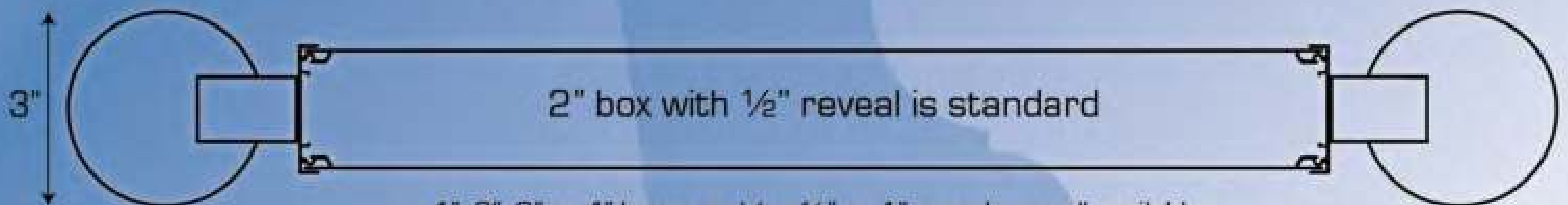
24x24

500-3 base

300 Series base


SB35-R base

- Retainer system designed for .080" panels and up to .125" panels
- Order with or without reveal up to 1"

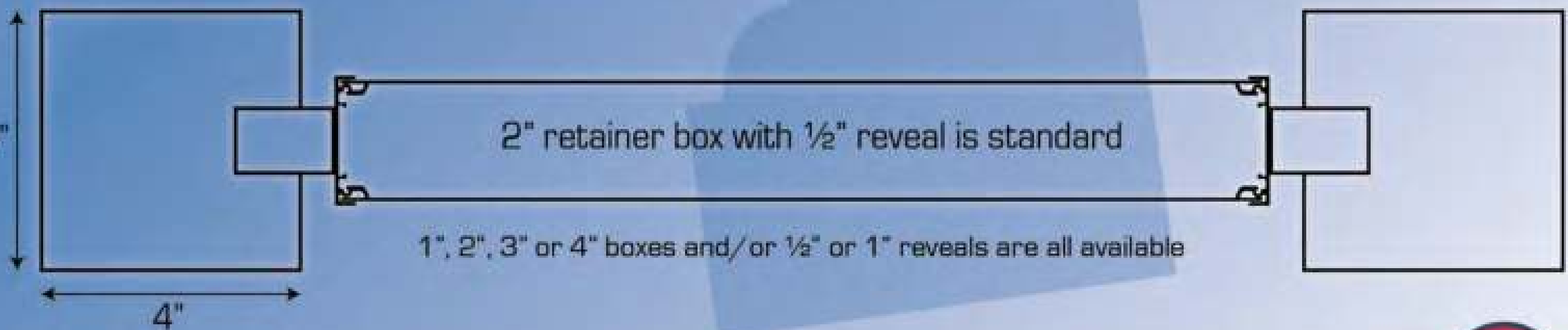
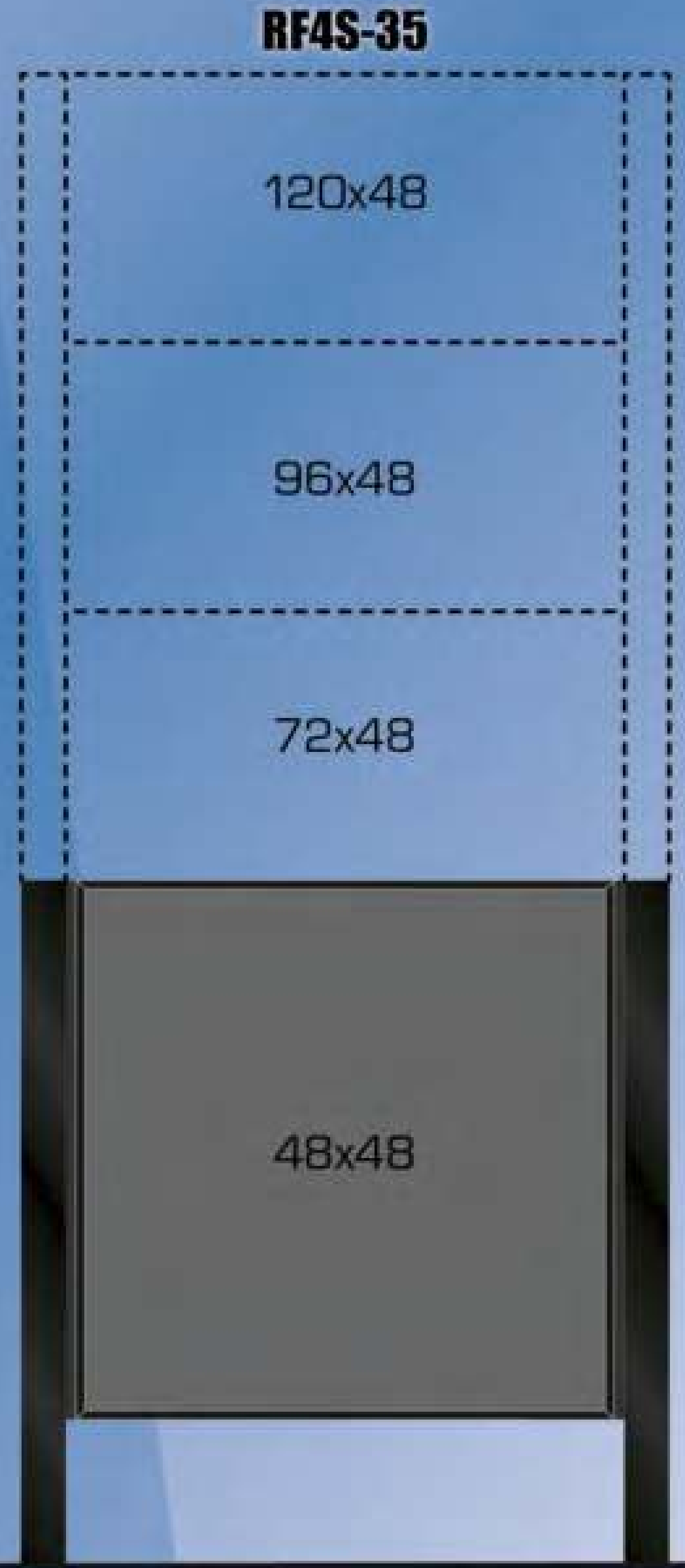


1", 2", 3" or 4" boxes and/or 1/8" or 1" reveals are all available





**Custom Sizes Available**



# Flush Face Box - Custom Shape

**Custom  
Sizes  
Available**

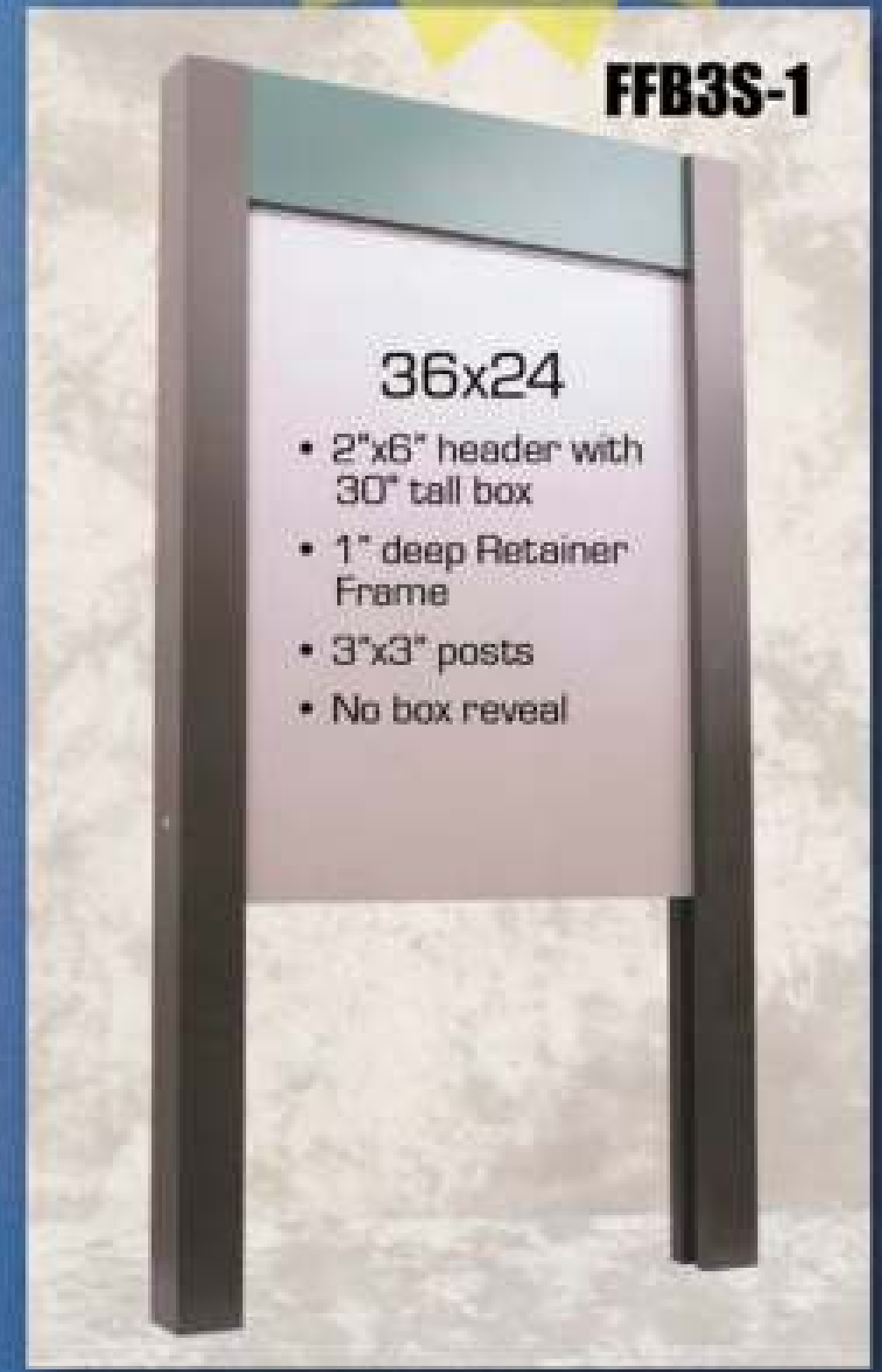
Refer to page 55 for post, reveal & accessory choices. Box thickness options are as follows:



**FFB23-12**



**FFB3RF-34**



**FFB3S-24**



**FFB4S-44**



# Flush Face Box - Custom Shape

**Custom  
Sizes  
Available**

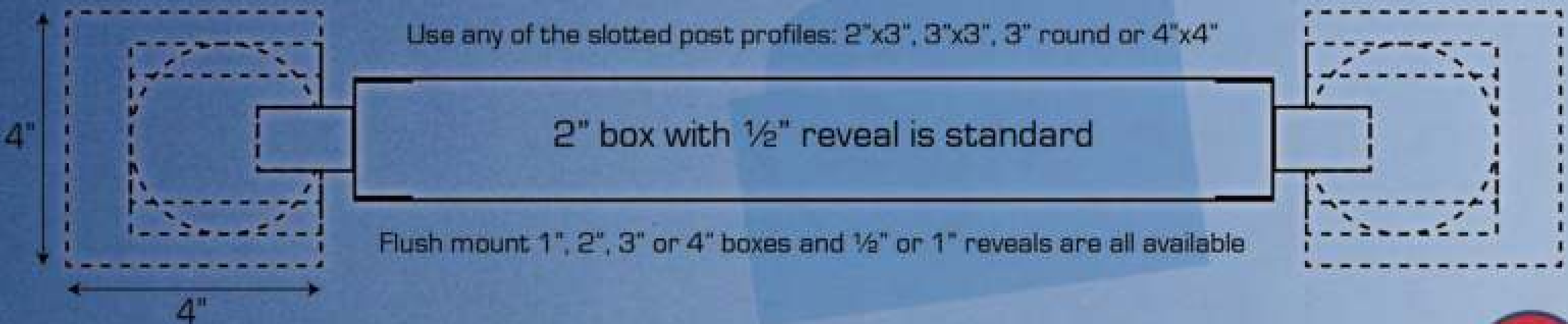
**FFB3R-29**



**FFB4S-43**



**FFB4S-42**





# Posts & Bases



- All post bases are one piece, slip-on, non-structural aluminum
- In stock with super durable semi-gloss black powder coat finish



Refer to page 67 and select any 2 colors from that page.



These bases are all available in custom heights



These profiles are stocked unfinished & cut to order. 1"x1" slot. Custom colors are available.



These profiles are stocked with semi-gloss black finish up to 24ft lengths cut to order. Custom colors AND larger sizes are available.



The illustrated profiles are ALL in stock with minimal lead time required for delivery

# Finials

Fits 2.375" Round Post



Fits 2" Square Post



Flat Caps



Available For All Size Posts

Fits 3" Round Post



Blade Finials



Fits 3" Square Post



Fits 5" Round Post



Fits 4" Square Post



Fits 5" Square Post



Fits 4" Round Post



Fits 6" Square Post



# Accessories

**SOR** Available for 3", 4" & 5" round posts & for panels up to 1" thick



Stand Off Ring



.25"



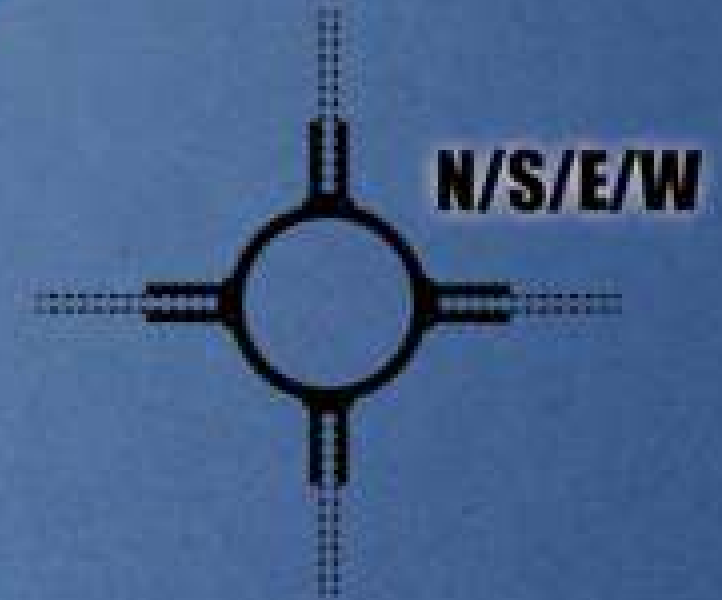
1"



N/S



N/E



N/S/E/W

**SPS**



Panel stand-off bracket can mount to any square post



**CB-14**

Quick Release Straps



(black)

also available with stock powder coat or custom painted

Reducer Collars

**5-4 REDUCER**



5"rnd to 4"rnd

**4-3 REDUCER**



4"rnd to 3"rnd

## Cross Arm with Slip Rings

**CAR-2-3**


fits 3"rnd post

**CAR-2-4**

fits 4"rnd post

**CAR-2-5**

fits 5"rnd post



2" square tube with 3", 4" or 5" slip collars  
Available up to 100" wide

**CAR-1-3**

fits 3"rnd post


**CAR-1-4**

fits 4"rnd post



1" square tube with 3" or 4" slip collars  
Available up to 52" wide

## Cross Arm Collar



(single-faced)

**CAC3-SF**

**CAC4-SF**

**CAC5-SF**

(double-faced)

**CAC3-DF**

**CAC4-DF**

**CAC5-DF**



Cross Arm Center Slip-Rings for attaching a panel to a post.

- Available for 3", 4" and 5" round posts
- 1"x2" arm up to 60" wide

Cap & Cross available raw or powder coated black for 2.375", 3" and 4" posts for extruded/flat blades

**CAP/CROSS-BLK**



**CAP/CROSS-RAW**



**2SQ-CAP-RAW**



Fits 2"sq post

Round Channel Flat Face



Top View

Front View



1.5"



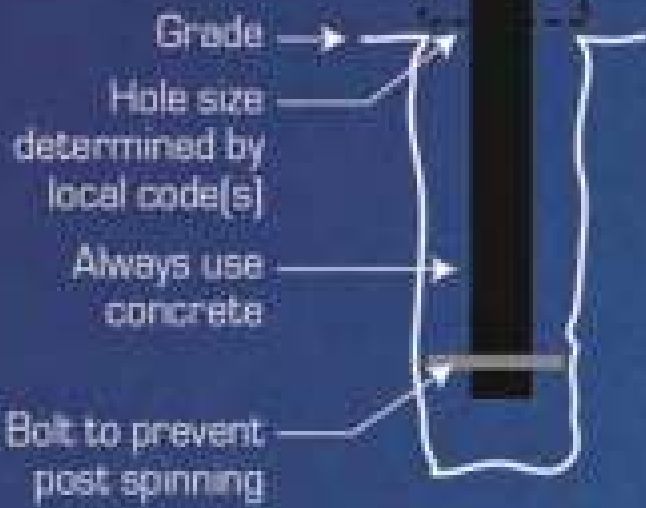
# Installation

## Installation Methods:

### Direct Bury (Standard)

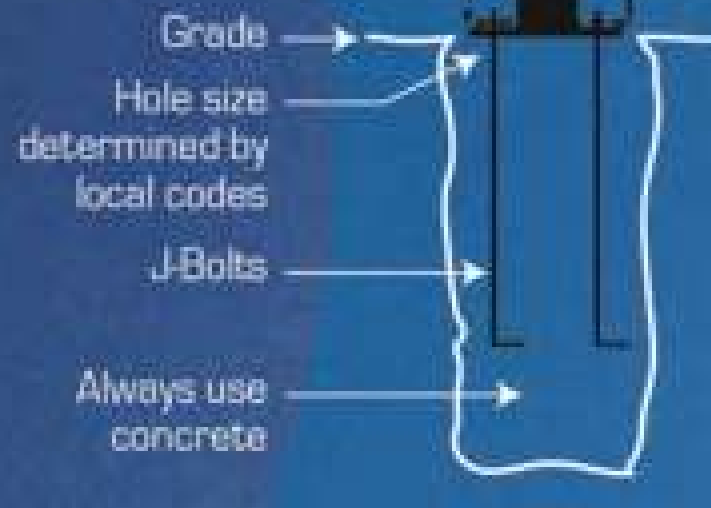
Order post long enough to direct bury a minimum of 24"

Post base slips over direct bury pole



### Bolting Plate

Post base slips over pole and conceals bolting plate



### Freestanding Base

Post base slips over pole



### Ground Sleeve

Post base slips over pole and conceals top of sleeve

Available for round poles up to 5" O.D.



## Post Stands



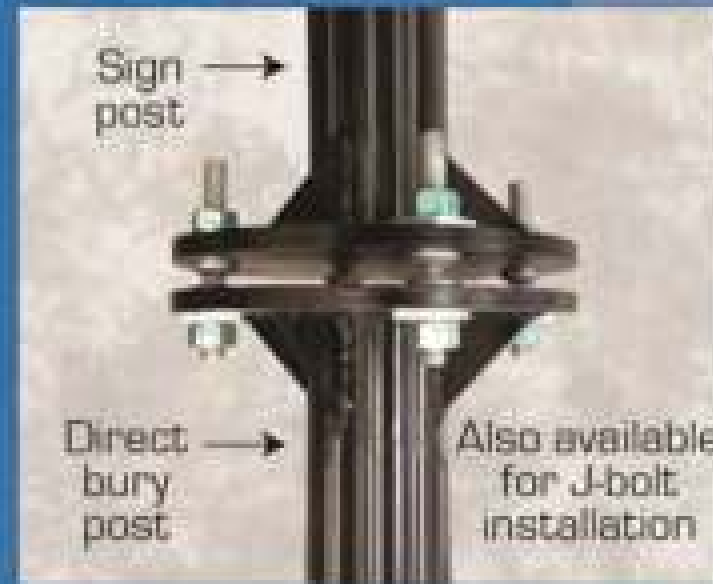
.25" aluminum floor plate with post stub to hold 3" or 4" post




## Cup Bolting Plate



## Breakaway Match Plate



## ASP




## Weighted Base Covers



Use with common pavers that are 12" or 16" purchased from your local hardware store



Place portable base over paver and tighten



Two 16"x16" together to make 16"x32"



Shown with optional casters for tilt-and-roll

## Step-and-Spike



for posts up to 3" square

for posts up to 3" round




## Weed Eater Beaters



- 1" PVC material
- Available for all post sizes
- One piece for new installation or two piece for retro-fit of an existing pole.

# Stock Powder-Coat Colors


Tiger Drylac - Series 38 - Super Durable Powder Coat Finish ... Semi-Gloss unless otherwise noted  
 (Actual colors may vary from what is illustrated on this page)




Seashell White  
38/10130



Bone White  
38/10070




Sky Grey  
38/70048



Almond  
38/15003




Sandstone  
38/15012



Ash Grey  
38/70025



Taupe  
38/70070



Sierra Tan  
38/15002




Anodized Silver  
38/B1020




Grey  
38/70049



Slate Grey  
38/70019



Medium Bronze  
38/60014




Koko Brown  
38/60018



Statuary Bronze  
38/60080



Dark Anodized Bronze  
38/60090



Jet Black  
38/80020



Brick Red  
38/30028




Redwood  
38/60041




Boysenberry  
38/30033



BLM Shale Green  
38/52600




Ivy Green  
38/50080



Classic Green  
38/50037



Hartford Green  
38/50110



BLM Yuma Green  
38/53000



Military Blue  
38/40051




Interstate Blue  
38/40025



Creme 303  
38/15007




Creme 305  
38/15009



Grey Classic 303  
38/70032




Grey Classic 306  
38/70054



Grey Classic 310  
38/70056



Grey Classic 314  
38/70061



Marrone 306  
38/60028




Marrone 308  
38/60039




Azzurro 307  
38/40033



Highland 305  
38/50039



Highland 306  
38/50040



Highland 307  
38/50041



Argento 305 Metallic  
38/90007



Argento 307 Metallic  
38/71700



Argento 308 Metallic  
38/90011



Pearl Dk Grey Metallic  
38/90015



Argento 312 Metallic  
38/90016



Highland 301 Metallic  
38/50043




BLM Shadow Gray  
38/71700



Med Bronze Metallic  
38/60060



Argento 314 Metallic  
38/90018



Pearl Copper Metallic  
38/60064

We also paint using Matthews acrylic polyurethane to match custom Pantone Matching System (PMS) colors at an additional charge.

# Mailboxes



- All models are available with or without post bases, paper tubes, and decorative brackets.
- Mailbox post and frames are built as per the illustrated models OR made to order [mailboxes and address numbers are for illustration only and are not included.]
- Choose from posts and finials on pages 63 and 64.
- Newspaper tube bolts to post and can be replaced easily if damaged.

## Cluster Mailbox Post Systems

\* keyed boxes not included. Frames built to customer specification based upon the size of the desired cluster mailbox





# Testimonials and Gallery



# Gallery

